



SUPPLY LIST

Winter - Year 1

Lessons 28-48

Kids Kount Publishing recommends using a wide variety of resources with our lessons. This supply list is a guide. Our curriculum is meant to be adaptable, and this includes your selection of supplies. Feel free to substitute videos and crafts similar to the ones suggested. Check for items you may have on hand and adapt as needed. You may be able to use videos from your city library, video rental store, and members of your congregation or other churches.

If you are comfortable ordering over the Internet, new and used sources are available for videos and supplies at various prices.

Your ideas are a major resource in making this curriculum work for your children's ministry. You can help others by emailing your suggestions to info@kidskountpublishing.com.

Lesson 28

Warm-Up:

- your choice of music and toys

Large Group Opening:

- Bubba puppet
- small wrapped present attached to Bubba's hand

Activity 1: Bible Event

- children's picture Bible

Activity 2: Snack

- trail mix of your choice (*raisins, circle cereal, fish crackers, pretzels, animal crackers, etc.*)
- napkins, cups and water

Activity 3: Craft

- Appendix A, copied on card stock
- yellow construction paper or real straw
- egg cartons
- glue
- packing peanuts
- fine tip permanent marker
- scissors for adult

Activity 4: Game

- none

Large Group Wrap-Up:

- your choice of music
- craft from Activity 3

Lesson 29

Warm-Up:

- your choice of music and toys

Large Group Opening:

- Judy puppet

Activity 1: Bible Event

- children's picture Bible

Activity 2: Snack

- animal crackers
- napkins, cups and water

Activity 3: Craft

- Appendix A copied on cardstock and cut in half—one per child
- craft sticks, two per child
- cotton balls
- straw or pieces of yellow or brown construction paper cut in thin strips
- glue sticks
- tape
- 1" x 2" pieces of material (*option*: construction paper)

Activity 4: Game

- none

Large Group Wrap-Up:

- your choice of music
- craft from Activity 3

Lesson 30

Warm-Up:

- your choice of music and toys

Large Group Opening:

- Bubba puppet

Activity 1: Bible Event

- Big Book: *Jesus' Birth* from Group Publishing <http://store.grouppublishing.com> or a children's picture Bible

Activity 2: Snack

- napkins, cups and water
- Bugle crackers
- mini-marshmallows

Activity 3: Craft

- one copy of Appendix A per child on regular paper
- one coffee filter per child
- spray bottle with water
- newspaper

- tape
- glue sticks
- washable markers
- optional: yellow yarn cut into 2-3" pieces and/or gold glitter

Activity 4: Game

- Two or three cotton balls for each student
- One straw for each student
- A simple manger drawn in the center of a piece of paper

Large Group Wrap-Up:

- your choice of music
- craft from Activity 3

Lesson 31

Warm-Up:

- your choice of music and toys

Large Group Opening:

- Judy puppet

Activity 1: Bible Event

- Big Book *Follow that Star* by Mary Mantz Simon order from <http://www.cph.org> or a children's picture Bible
- flashlight
- scented cotton ball (*perfume or extract*)

Activity 2: Snack

- white bread
- soft butter
- two or three star cookie cutters
- napkins, cups and water
- cinnamon-sugar

Activity 3: Craft

- copy Appendix A on card stock, one per child
- containers, white glue and water for glue wash
- cotton swabs or paintbrushes
- glitter—any color(s)
- trays or newspaper

Activity 4: Game

- copies of stars from craft
- tape
- picture of Baby Jesus (can be children's picture Bible)

Large Group Wrap-Up:

- your choice of music
- craft from Activity 3

Lesson 32

Warm-Up:

- your choice of music and toys

Large Group Opening:

- Bubba puppet , craft taped to his hand

Activity 1: Bible Event

- Big Book : *Follow That Star* by Mary Mantz Simons—order from www.cph.org
- flashlight
- cotton ball dipped in extract (from craft)

Activity 2: Snack

- *optional*: birthday cake for Jesus
- napkins, cups and water
- sugar cookies with sparkly sugar

Activity 3: Craft

- 7" squares of shiny gold wrapping paper, two per child (*option*: envelope)
- cotton balls and two plastic bags
- vanilla extract and one other scented oil, extract or perfume
- two colored pipe cleaners per child
- permanent marker
- *optional*: holiday stickers or stars

Activity 4: Game

- stars from last week taped on floor

Large Group Wrap-Up:

- your choice of music
- craft from Activity 3

Lesson 33

Warm-Up:

- your choice of music and toys

Large Group Opening:

- Bubba puppet
- firefighter's hat which can be made from a paper cup, red construction paper and/or a fireman's badge made from aluminum foil covering a piece of cardboard

Activity 1: Bible Event

- Big Book: *Little Boy Jesus* or a children's picture Bible—order from <http://www.cph.org>

Activity 2: Snack

- oranges (or any fruit)
- napkins, cups and water

Activity 3: Craft

- glass baby food jars with lids, one per child
- tissue paper cut into 1" squares
- glue wash (*white glue and water*)
- three or four containers for glue wash
- paintbrushes or cotton swabs
- potting soil and spoons
- flower seeds or grass seed
- container for water

- *optional*: stickers

Activity 4: Game

- none

Large Group Wrap-Up:

- your choice of music
- craft from Activity 3

Lesson 34

Warm-Up:

- your choice of music and toys

Large Group Opening:

- Judy puppet
- earmuffs or some other object such as an iPod or a hat that blocks her ears

Activity 1: Bible Event

- children's picture Bible

Activity 2: Snack

- bread
- cheese
- napkin, cups and water

Activity 3: Craft

- copies of Appendix A, one per child
- crayons
- sandpaper

Activity 4: Game

- none

Large Group Wrap-Up:

- your choice of music
- craft from Activity 3

Lesson 35

Warm-Up:

- your choice of music and toys

Large Group Opening:

- Bubba puppet
- fishing pole made from drinking straw with yarn taped to it and pipe cleaner at the end, to look like a hook (craft)

Activity 1: Bible Event

- children's picture Bible

Activity 2: Snack

- fish crackers
- napkins, cups and water

Activity 3: Craft

- Appendix sheet copied on cardstock—one per child
- one drinking straw or craft stick per child
- 9 inch piece of yarn per child
- one pipe cleaner cut in half per child
- tape
- washable markers and/or crayons
- heart Appendix copied on red paper—one heart per child
- *option:* if the above is not copied on red paper, it may be copied on white, and then children can color the hearts

Activity 4: Game

- none

Large Group Wrap-Up:

- your choice of music
- craft from Activity 3

Lesson 36

Warm-Up:

- your choice of music and toys

Large Group Opening:

- Judy puppet
- small plastic bag with a few coins

Activity 1: Bible Event

- children's picture Bible

Activity 2: Snack

- round crackers or cookies
- napkins, cups and water
- *option*—squirt cheese

Activity 3: Craft

- Appendix A copied on cardstock, one per two children
- 8" length of yarn, tied in bow, one per child
- double-stick tape
- crayons or washable markers
- *option:* balloons and permanent markers
- *option:* magnetic strips

Activity 4: Game

- none

Large Group Wrap-Up:

- your choice of music
- craft from Activity 3

Lesson 37

Warm-Up:

- your choice of music and toys

Large Group Opening:

- Judy puppet
- weather costume opposite of today's weather—anything suggesting rain, snow or sunshine

Activity 1: Bible Event

- children's picture Bible

Activity 2: Snack

- mandarin oranges or apple slices (option: round doughnuts cut in half)
- napkins, cups and water

Activity 3: Craft

- Appendix A, one copy for three children
- two or three colors of crepe paper streamers (*option: ribbons*) cut into 24" lengths, five per child

NOTE: Attach paper streamers to the straws prior to class.

- one straw per child
- tape
- stapler
- crayons or washable markers

Activity 4: Game

- none

Large Group Wrap-Up:

- your choice of music
- craft from Activity 3

Lesson 38

Warm-Up:

- your choice of music and toys

Large Group Opening:

- Bubba puppet
- small security blanket fastened to Bubba's hand

Activity 1: Bible Event

- children's picture Bible

Activity 2: Snack

- chocolate pudding
- whipped topping
- cups for pudding
- spoons
- napkins, cups and water
- *option: raisins and marshmallows*

Activity 3: Craft

- Appendix A on card stock, one per child
- Liquid paints and containers
- Cotton swabs

Activity 4: Game

- none

Large Group Wrap-Up:

- your choice of music
- craft from Activity 3

Lesson 39

Warm-Up:

- your choice of music and toys

Large Group Opening:

- children's storybook Bible (Recommended: *The Rhyme Bible Storybook* from Zonderkidz, 1966—order from <http://www.amazon.com/gp/product/031070197X/104-2678962-1451151?n=283155>.)
- Bubba puppet

Activity 1: Bible Event

- none

Activity 2: Snack

- chow mein crispy noodles
- straight pretzels
- napkin, cup and water

Activity 3: Craft

- Appendices A & B copied back to back, one per child
- Appendix C, a set of legs per child
- various colors of construction paper cut into 3" x 2-1/2" pieces, one for each child. Option: pieces of fabric or wallpaper scraps
- white glue, glue sticks or tape
- washable markers or crayons

Activity 4: Game

- none

Large Group Wrap-Up:

- your choice of music
- craft from Activity 3

Lesson 40

Warm-Up:

- your choice of music and toys

Large Group Opening:

- children's storybook Bible (Recommended: *The Rhyme Bible Storybook* by Zonderkidz—order from <http://www.amazon.com/gp/product/031070197X/104-2678962-1451151?n=283155>.)
- Judy puppet wearing a Band-Aid

Activity 1: Bible Event

- none

Activity 2: Snack

- teddy bear cookies
- napkin, cup and water

Activity 3: Craft

- Appendix A, one per child
- one foam packing peanut per child
- material cut into 2" x 1/2" pieces, one per child
- white glue
- crayons or washable markers

- *optional*: string cut into 2" lengths, two per child

Activity 4: Game

- none

Large Group Wrap-Up:

- your choice of music
- craft from Activity 3

Lesson 41

Warm-Up:

- your choice of music and toys

Large Group Opening:

- Bubba puppet
- baseball cap

Activity 1: Bible Event

- children's Bible storybook

Activity 2: Snack

- napkin, cup and water
- vanilla wafer cookies
- small tube of frosting

Activity 3: Craft

- Appendix A copied on cardstock
- crayons
- tape
- stickers

Activity 4: Game

- none

Large Group Wrap-Up:

- your choice of music
- craft from Activity 3

Lesson 42

Warm-Up:

- your choice of music and toys

Large Group Opening:

- Judy puppet
- blindfold

Activity 1: Bible Event

- children's picture Bible

Activity 2: Snack

- grapes
- napkins, cups and water

Activity 3: Craft

- large craft sticks—two per child
- wiggly eyes
- glue
- yarn cut into 2" pieces (for hair)
- crayons or colored pencils

Activity 4: Game

- two or four beanbags
- masking tape
- *optional*: hula hoop

Large Group Wrap-Up:

- your choice of music
- craft from Activity 3

Lesson 43

Warm-Up:

- your choice of music and toys

Large Group Opening:

- Judy puppet with picture of her father taped to her hand

Activity 1: Bible Event

- none

Activity 2: Snack

- one slice bread per child
- one slice cheese per child
- cup, water and napkin

Activity 3: Craft

- Appendix A, one copy per child
- Appendix B, copied and cut out before class
- scissors and pen for teacher
- crayons or washable markers
- glue sticks

Activity 4: Game

- none

Large Group Wrap-Up:

- your choice of music
- craft from Activity 3

Lesson 44

Warm-Up:

- your choice of music and toys

Large Group Opening:

- Bubba
- mystery box containing fork, cupcake with candle, small paper cup, a piece of bread or pita bread, a cross

Activity 1: Bible Event

- picture Bible with pictures of Jesus with his disciples at the last supper—recommended: Group Publishing’s *The Miracle of Easter*—order from <http://store.grouppublishing.com>

Activity 2: Snack

- stick pretzels
- seedless grapes
- knife to cut grapes (optional)
- napkins, cups and water

Activity 3: Craft

- Appendices A and B copied on cardstock, back-to-back
- crayons or washable markers
- stickers

Activity 4: Game

- none

Large Group Wrap-Up:

- your choice of music
- craft from Activity 3

Lesson 45

Warm-Up:

- your choice of music and toys

Large Group Opening:

- Judy with tissue or handkerchief taped to her hand

Activity 1: Bible Event

- garden items, your choice of potted plants, brown paper sacks stuffed with newspaper to look like rocks, artificial trees or plants, etc.
- children’s picture Bible

Activity 2: Snack

- black and white sandwich cookies
- napkins, cups and water

Activity 3: Craft

- Appendix A copied on card stock
- crepe paper streamers cut into 5” lengths (two per child)
- glue
- washable markers or crayons
- regular craft sticks, six per child

Activity 4: Game

- none

Large Group Wrap-Up:

- your choice of music
- craft from Activity 3

Lesson 46

Warm-Up:

- your choice of music and toys

Large Group Opening:

- Judy puppet with a paper crown and some type of material around shoulders to look like cape (dishtowel, washcloth, etc)

Activity 1: Bible Event

- Big Book: *The Miracle of Easter* by Group Publishing or a children's picture Bible—order from <http://store.grouppublishing.com>

Activity 2: Snack

- sugar-topped cookies—*option*, sugar doughnut holes
- napkins
- cups and water

Activity 3: Craft

- Appendix A—use to copy jewel shapes cut from aluminum foil (four or five per child)
- *Optional*—rhinestone gems
- glue
- 3" x 20" strips of poster board or oak tag (one per child)
- crayons or washable markers
- tape
- stickers

Activity 4: Game

- aluminum foil

Large Group Wrap-Up:

- your choice of music
- craft from Activity 3

Lesson 47

Warm-Up:

- your choice of music and toys

Large Group Opening:

- Judy puppet
- cross necklace

Activity 1: Bible Event

- children's picture Bible

Activity 2: Snack

- straight stick pretzels
- large marshmallows
- napkins, cups and water

Activity 3: Craft

- copies of Appendix A, one per child
- crayons or washable markers
- variety of things to glue on picture—small colored pieces of paper, stickers, pieces of ribbon

Activity 4: Game

- none

Large Group Wrap-Up:

- your choice of music
- craft from Activity 3

Lesson 48

Warm-Up:

- your choice of music and toys

Large Group Opening:

- Judy
- masking tape rolled up to look like a cocoon
- completed butterfly craft project

Activity 1: Bible Event

- children's picture Bible

Activity 2: Snack

- two squares of saltine crackers per child
- red rope licorice
- napkins, cups and water

Activity 3: Craft

- one coffee filter per child
- washable markers
- spray water bottle
- one spring-type clothespin or large paper clip per child
- *optional*—6" piece of pipe cleaner or chenille, one per child

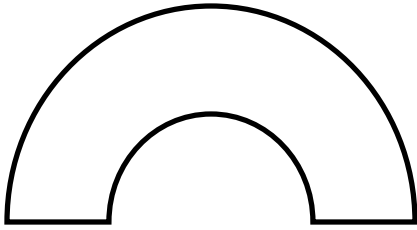
Activity 4: Game

- two buckets, bowls or clean wastebaskets
- paper grocery sacks
- newspaper
- masking tape
- *option:* volleyballs

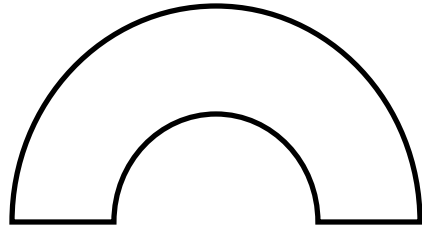
Large Group Wrap-Up:

- your choice of music
- craft from Activity 3

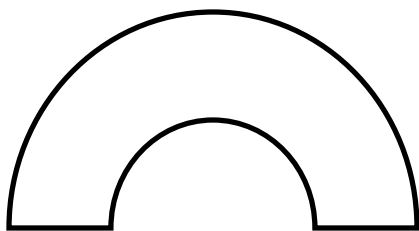
Safety and Security: Safety and security procedures are important for each church to carefully define and implement according to their unique needs. The security, safety, illness and accident procedures described in this curriculum are provided for example purposes only and may not be appropriate, applicable or adequate for every situation. Each church is responsible for determining whether any security, safety, illness and accident procedures contained in the curriculum are appropriate, applicable or adequate for its unique situation. The activities described in this curriculum require adult supervision and may not be suitable for each child and each situation. Each church is responsible for ensuring that adequate adult supervision is provided for all activities and for determining whether an activity is appropriate for each child and each situation. Kids Kount Publishing disclaims all liability for the implementation of any procedures or the performance of any activities described in this curriculum.



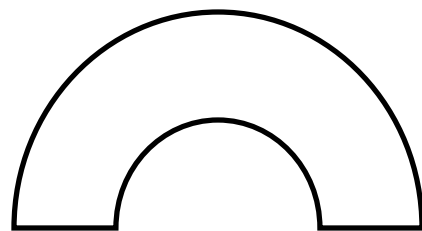
God sent his Son Jesus.





God sent his Son Jesus.




God sent his Son Jesus.




God sent his Son Jesus.



Praise God for Jesus! He has come!








WE WORSHIP JESUS


Jesus Listened to the Teachers













Show Mary and Joseph the path to find Jesus.



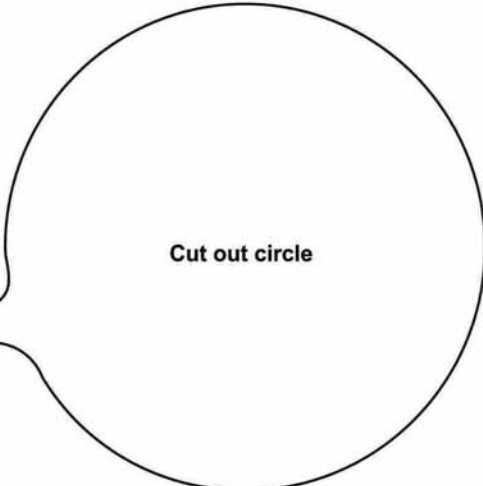






<p>Jesus helps us</p>				<p>Jesus calms the storm</p>
<p>Jesus helps us</p>				<p>Jesus calms the storm</p>
<p>Jesus helps us</p>				<p>Jesus calms the storm</p>

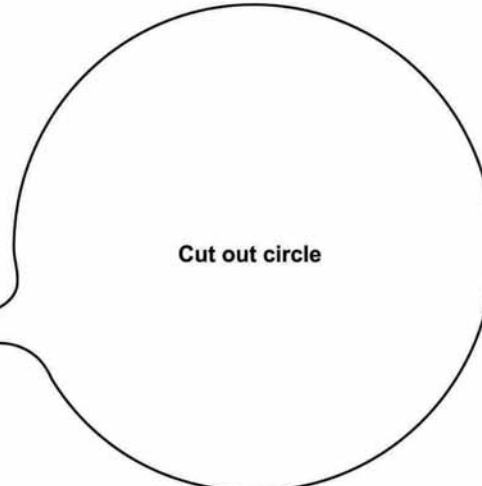
(Name)



Cut out circle

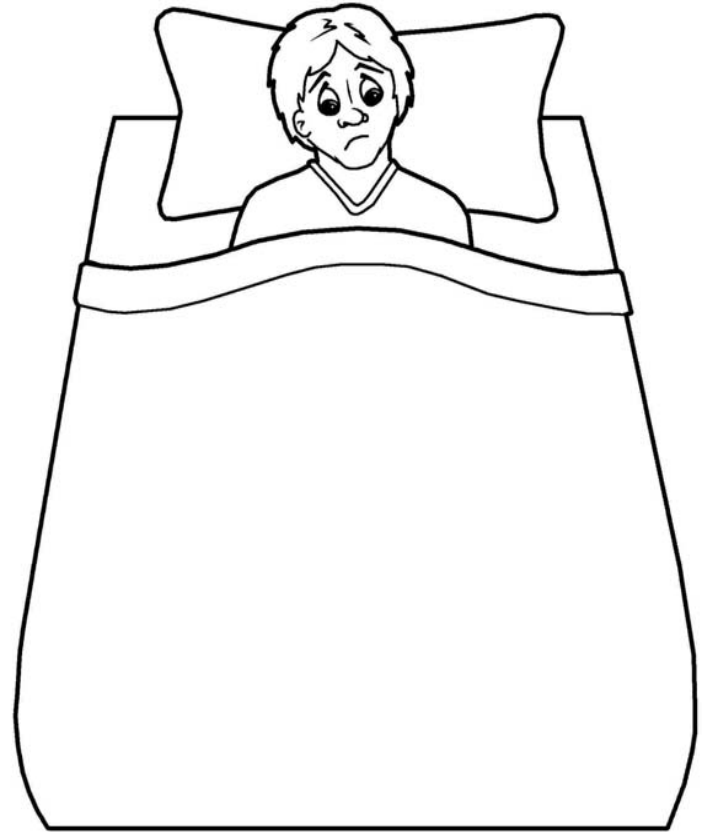
**I WILL
ASK
JESUS
FOR HELP.**

(Name)



Cut out circle


**I WILL
ASK
JESUS
FOR HELP.**




Here's a man who could not walk.
Could not walk, could not walk.
Here's a man who could not walk.
So Jesus made him well.

Jesus helps us.





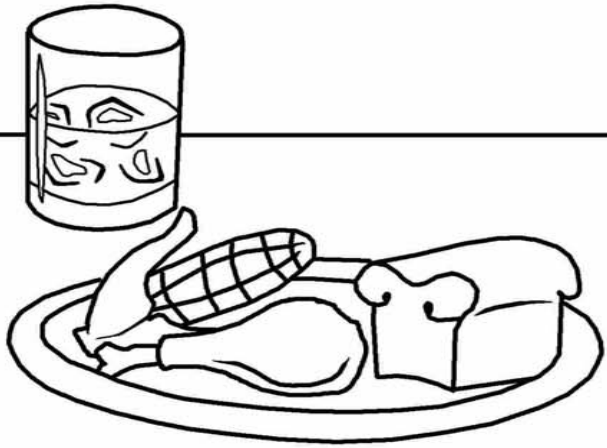
Jesus helps us,




PRAY TO GOD OUR FATHER

A large rectangular box with a solid black border. A vertical dashed line runs down the center of the box, dividing it into two equal halves. The box is currently empty, intended for a drawing or writing.

I can pray about anything.



Food




Pets



Friends




Family



Clothes




Home





Name _____

Remember

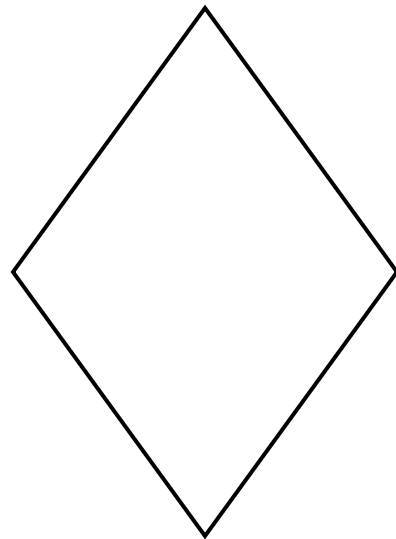
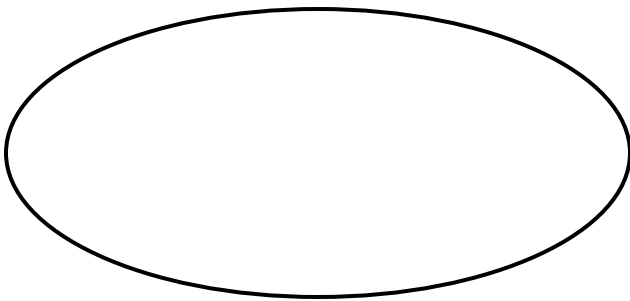
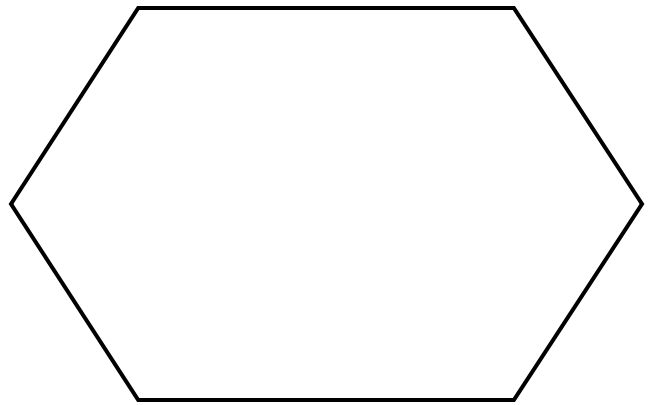
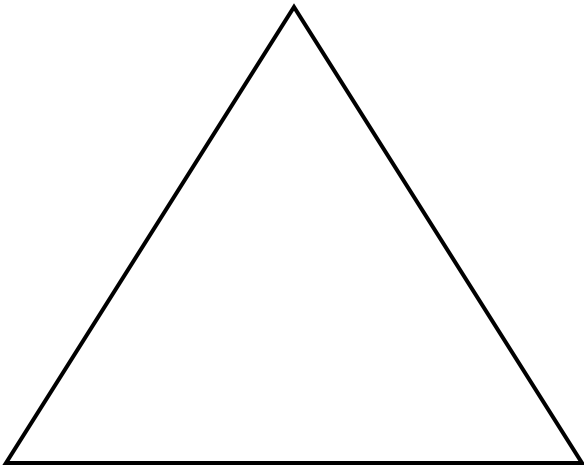

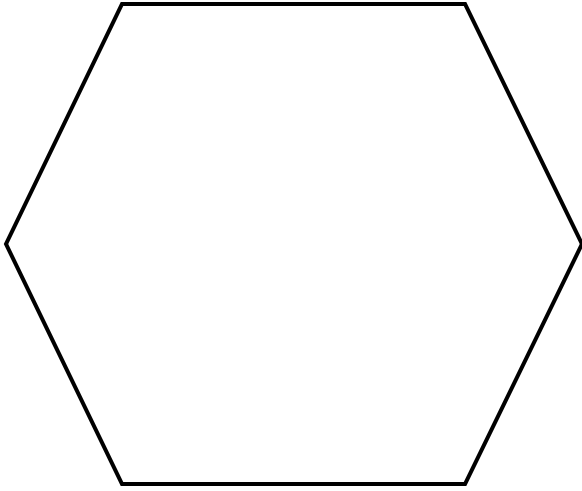
Jesus




Jesus shares a special meal with his friends.
Matthew 26:17-32



Lesson 46





Jesus died for us.