



1st - 4th Grade

Date: _____
Series: Good Kings/Bad Kings
Fall Year 4, Lesson 16 (SAMPLE)

Bad Kings— Merciful God

Take Home Point: *Be humble before God and receive his mercy. *Repeat this phrase throughout the lesson.

Bible Event: 2 Chronicles 12:9-16 King Rehoboam

Key Verse: 1 Peter 5:6, “Be humbled by God’s power so that when the right time comes he will honor you.”

We will help kids know:

- Rehoboam and his son, Abijah, were the first two kings of the Southern Kingdom. They did evil, though one humbled himself and total destruction was prevented.
- If we refuse to follow God, we have consequences.
- To be humble is to recognize that God is most powerful and we need him.




We will help kids feel:

- Motivated to heed God’s warnings and follow him.
- Comforted that God always welcomes us back in his mercy as we humble ourselves and acknowledge that we need him.

We will help kids do:

- Demonstrate that we might try to do things on our own but God really holds the power.
- Make “humble bugs” to remind them to be humble before God.
- Build up and encourage each other.

THIS LESSON'S ROADMAP

DESTINATION	PAGE #	DISCOVERIES ON YOUR JOURNEY	SUPPLIES NEEDED
Small Group Warm-Up 	3	Using an empty pop can or paper cup, the kids will learn how easy it is to be humbled.	<ul style="list-style-type: none"> • a can of pop • three empty pop cans with no dents • cups • pencil
Large Group 	4 8 11 13	<p>Overview</p> <p>Puppet Presentation: “Gordy Learns to be Humble”—Gordy is introduced to the idea that it is good to make yourself small before God.</p> <p>Dramatic Interview: “Good Kings/Bad Kings of Judah”—“King of the Kids” interviews King Rehoboam to determine if he is a good or bad king.</p> <p>Puppet Conclusion: “Gordy Learns to be Humble”—Gordy learns we all make mistakes so we should be humble and realize we need God.</p>	<ul style="list-style-type: none"> • yardstick • royal robe • two crowns • throne • giant Bible prop • cardboard box • gold ring • gold shield • stool • small pole with sanded tip or rounded end like a broom handle • “King Meter” • a red paper heart folded in half • questions attached to each object in the box • a pie or silly string • <i>option:</i> a puppet court jester’s hat can be made easily from the information found at www.makingfriends.com/jesters_hat.htm
Small Group Application 	5	Children make “humble bugs” to remind them to be humble before God and that he can take our humility and make it into something good.	<ul style="list-style-type: none"> • spray painted smashed cans or paper cup (one for each child) • felt pieces (polka dots, stripes) • tacky glue • pair of googly-eyes

Small Group Warm-Up: 15 minutes



Purpose: *Get pointed in the right direction!* Build relationships and help guests feel at ease. Do the learning readiness activity that will point your group in the right direction for the lesson.

Supplies needed: a can of soda pop, cups, three extra empty, un-dented pop cans and a pencil

Pass a cup to each child. Open the can of soda and pour a little in each cup until the can is empty. Be careful not to indent the can in anyway by squeezing too hard. Kids can drink their pop as they discuss the following:

This can is called “I am the greatest” and today we will discuss “Who’s the greatest?” Everyone will finish this sentence: “If I could be the greatest at anything, I would be the greatest at...” When you are ready to speak, I will set the “I am the greatest” can in front of you.

After each child has shared continue with:

Wanting to be great at things is a wonderful goal. We should all strive to do our very best. But, any time we forget that God is greater or we think we don’t need him or care about what he says, then he will remind us of who is most powerful.

In order to demonstrate this, we are going to use the “I am the greatest” can.



Ask for three volunteers. Have one child stand on the top of the can and balance with the help of the other two children at his/her side so he/she doesn’t fall. Be as gentle as possible stepping up and the can will support the weight of a child if it doesn’t have any indentation. *(You might have some extra cans ready in case the first one collapses right away.)*

Take out a pencil and say:

This is just like God’s finger. Sometimes we think we can do everything on our own and don’t need God but all he has to do to show us even part of his power is to do this...

Poke the side of the can lightly with the pencil. It will collapse immediately.

When this happens, we have a chance to say, “God, you are the greatest and we give you all of our pride.”

Hold up the smashed can.

This is humbling ourselves before God. Being humble means that we recognize God is most powerful and that we need him and his mercy. This is what we are going to learn about today when an evil king learned to **be humble before God and receive his mercy.*



Large Group Overview: 20-30 minutes



Purpose: *Help kids observe what the Bible says. Present the Bible event in creative fashion. Help kids begin to interpret what it means.*

Puppet Presentation: “Gordy Learns to be Humble”—Gordy is introduced to the idea that it is good to make yourself small before God.

Dramatic Interview: “Good Kings/Bad Kings of Judah”—“King of the Kids” interviews King Rehoboam to determine if he is a good or bad king.

Puppet Conclusion: “Gordy Learns to be Humble”— Gordy learns we all make mistakes so we should be humble and realize we need God.

Small Group Application: 20-25 minutes



Purpose: *Help kids map out the meaning of the Bible event in their lives. Use the questions to stimulate discussion but don't feel tied to them. Allow the Holy Spirit to guide you. Include personal examples from your own faith journey. The example of Christ at work in your life will leave lasting impressions of how Christ can work in the children's lives.*

Use your Bibles! Children need to learn how to look up references and follow along when scripture is read aloud. Allow for quality time of prayer at the close of the lesson.

Observation Questions: What happened?

Have the children open their Bibles to 2 Chronicles 12:9-16.

What did Shishak, King of Egypt, do when he attacked Jerusalem? *(He took the treasures from the palace and the Lord's temple, including Solomon's gold shields.)*

According to verse 12, why did not God not completely destroy Rehoboam? *(Because he humbled himself.)*

Why did Rehoboam's do evil things? *(2 Chronicles 12:14. He was not serious about dedicating himself to serving the Lord.)*

Interpretation Questions: What does this mean?

How do you think Rehoboam felt when he found out that Shishak took the things his father had made? *(Sad, angry, wanted to get even.)*

What do you think caused Rehoboam to humble himself before God? *(Realized that Shishak defeated him and God is still bigger than anything.)*

Application Questions: What does this mean to me?

Our key verse is I Peter 5:6, which says: "Be humble by God's power so that when the right time comes he will honor you." What does it say will happen if you humble yourself? *(God will honor you.)* **When does this happen?** *(At the right time.)*

So our honor should come from God. Have you ever heard the verse Proverbs 16:18 that says, "Pride goes before a fall?" *(Allow for answers.)* **What do most people do: Honor themselves or let God honor them?** *(We try to honor ourselves.)*

Just like when we stood on the empty cans and they came smashing down, when we try and raise ourselves higher than others, we fall.

Trying to honor ourselves leaves us empty, but God can make us full when at the right time, he honors us.

So just as God makes good come when we humble ourselves before him, we are going to take some smashed cans and make humble bugs to remind us to **be humble and receive God's mercy.*

Supplies needed: spray painted smashed cans or paper cups (one for each child), felt pieces (polka dots, stripes), tacky glue, and pair of googly-eyes for each child



Give each child a can or paper cup to make a humble bug with felt, tacky glue and goofy eyes. While kids are making their project, have them share times when God honored them for being humble.

Share an incident of this from your life. For example, getting an award for good citizenship or not bragging about athletic abilities and yet being recognized for it.

As we make these humble bugs, who can think of times when they felt humble?

Feeling humble is when you didn't want to have a lot of people notice you or recognize you. For example, one time... (Share an example from your own life.)

Then encourage the children to talk about times when they didn't brag or didn't get recognized for something they did well. Instead, they were just happy to do it well.

The best way to live like a humble bug is to always look up to God. Don't be worried about people thinking you are great, but instead, look up to God and see how he is great. He is the one who deserves the credit. What things can you give God credit for?

Something that always keep us humbles is to see how much God gave for us. Remember, he gave his Son Jesus for us. Jesus died on the cross to take our punishment. Now we can be forgiven and even live forever with God. He did all that for us—not because we earned it, but because God's love is so big! Remember **Be humble before God and receive his mercy.*

Closing prayer:

Have kids thank God that he is bigger than us and can turn bad things in our lives into good things. Pray to give God our pride so we can receive his mercy. Acknowledge that we need God and ask him to reign in our hearts and give us the power to rely on him.

Safety and Security: Safety and security procedures are important for each church to carefully define and implement according to their unique needs. The security, safety, illness and accident procedures described in this curriculum are provided for example purposes only and may not be appropriate, applicable or adequate for every situation. Each church is responsible for determining whether any security, safety, illness and accident procedures contained in the curriculum are appropriate, applicable or adequate for its unique situation. The activities described in this curriculum require adult supervision and may not be suitable for each child and each situation. Each church is responsible for ensuring that adequate adult supervision is provided for all activities and for determining whether an activity is appropriate for each child and each situation. Kids Kount Publishing disclaims all liability for the implementation of any procedures or the performance of any activities described in this curriculum.

Large Group Presentation: 20 minutes

Introduction to Series:

Good Kings/Bad Kings in the Land of Judah

This series tours the southern kingdom of Judah and visits its kings. The audience will interact in the contest called “Good King—Bad King.” Every week a child will be pulled from the audience and given the title “King of the Kids” for the day. (Girls would be “Queen of Kids”.) This child will be costumed with a crown and robe and sit on a throne. He/she will also be given a yardstick to help make their ruling.

Gordy, the puppet, becomes the “Court Comic” and the large group presenter will be “Lefty,” the king’s right hand man. A puppet court jester’s hat can be made easily from the information found at www.makingfriends.com/jesters_hat.htm. It is the job of the “King of the Kids” to ask interview questions of the king who is interviewed that day. After the interview of the Judean king, the “King of the Kids” asks for a judgment from the audience as to whether this king has followed God’s way or not. The audience will respond with cheers, if they followed God’s way, or “boos,” if they have followed false God’s, ignoring God’s warnings. Lefty will run the meter that determines good or bad with an arrow. The “King of the Kids” has the job of giving the consequences to the bad king... such as a pie in the face, use of silly string or a squirt with a water pistol. If the Judean king is ruled a good king, the “King of the Kids” gives the good king a bucket of goodies (i.e., tootsie rolls) to share with the audience. Either way, the audience loves it! (No, we don’t want the kids to see themselves as judge and jury over these kings, that is God’s job. However, this a game that points out the serious consequences of sin and the importance of being faithful to God’s direction.)

Each week another adult plays the role of the king of Judah. Since it may be hard to find several different adults to play this role, the script is written so that one person could play all of the kings because they are not costumed uniquely. Instead, on the side of the stage opposite the “King of the Kids,” the king being interview will sit on a stool with a sign around his/her neck and a simple crown.

Option: if you choose not to use another adult for this king character, the large group presenter might relinquish his/her role as Lefty, the King’s right hand man. The presenter could costume as the King character and the King of Kids would then have to pull out the object lesson items in order and read the questions (see appendix).

In front of him/her is a stage prop that is a giant Bible (only the cover is shown). The Bible is made out of two poster boards attached to a cardboard box so the Bible looks like it is open. The box behind the Bible will be filled with objects that will help tell the king’s story. Each object is sequenced and has a question attached to it. Lefty (the large group presenter) will pull the objects out one at a time and hand them to the “King of the Kids.” He/she will then read the question, asking for

explanation of the object. The questions help the king interviewed tell his story with visual illustration.



Props needed: a yardstick, two crowns, royal robe, a throne, giant Bible (two poster board attached with a 6" binding to a cardboard box (a wedding gown box is ideal), a stool, a gold ring, a gold shield, a small pole with one end sanded into a tip, and a King Meter - made of a poster board and an arrow that moves back and forth to indicate good or bad, a red paper heart folded in half, questions attached to each object in the box, a pie

Gordy Learns to be Humble

Puppet Presentation

Presenter: Hi, kids and welcome to Kingdom Quest this morning. Let's bring out Gordy. Kids, shall we call him? Gor-dy. Gor-dy. Gor-dy.

Gordy comes out dancing to the rhythm of the kids chant.

Gordy: Oh yeah...that's what I am talking about! Gordy rules!

Presenter: Whew, Gordy! Feeling pretty confident about yourself today, eh?

Gordy: Are you kidding? Of course. I stood on top of the "I'm the greatest can" longer than anyone. Obviously, that means that I must be the greatest

Presenter: I'm not so sure. It might mean that you are the lightest.

Gordy: No, it means I have the greatest balance. And because I have the greatest balance in the world, someday I will be the greatest skateboarder in the world. And I even proved it by balancing on two pop cans, one with each foot just like I was riding a skateboard.

Presenter: Wow. That is impressive, Gordy. Did the cans collapse?

Gordy: Not exactly. One was _____(shepherd's name) pop can and it sort of got knocked over instead of collapsing.

Presenter: Can't win them all...

Gordy: Tell that to _____(shepherd's name). It was his pop can and was half filled with pop.

Presenter: Eeww. Did it spill all over the floor?

Gordy: No, it spilled all over _____(shepherd's name).

Presenter: Oops. Gordy, I hope you learned a lesson..

Gordy: You bet. Never use a half-full pop can as a skateboard.

Presenter: No, Gordy. It's about getting so caught up in thinking you're the greatest that you...

Gordy: *(Interrupting)* kick pop at _____(insert shepherd's name). Actually, it was kind of embarrassing.

Presenter: Gordy, today we are going to discover from God's word that we should be humble and not get fooled into thinking you're the greatest when you aren't.

Gordy: How are we going to do that?

Presenter: Let me introduce our new series. In our new series, we are going to have a king every day.

Gordy: Woo-hoo! Obviously that will be me.

Presenter: No. I'm sorry, Gordy, you can't be king because we need a "King of the Kids" for the day. We'll select a volunteer in just a minute.

Gordy: What? Why is that?

Presenter: Well, every week we are going to have a "King of the Kids" and that person is going to make the ruling on whether we met a good king or a bad king.

Gordy: Where do the good or bad kings come from?

Presenter: They come from the Bible where we are studying the good kings and the bad kings that ruled in the southern part of the kingdom known as Judah. Israel was in the north. Judah was in the south.

Gordy: So where were the kings?

Presenter: The kings ruled from Jerusalem. That was in the southern kingdom of Judah.

Gordy: Are they going to come here?

Presenter: Yeah, they will visit here and the "King of the Kids" gets to make a ruling after we listen to their story.

Gordy: But that's not fair!

Presenter: What's not fair?

Gordy: What do I get to do?

Presenter: Gordy, there is something you do better than anyone else.

Gordy: Be good-lookin'?

Presenter: Not that.

Gordy: Smart and witty?

Presenter: Not quite. I was thinking of making jokes. We have a special job for you. You get to be the “Court Comic.”

Place a “Court Comic” hat on Gordy. Insert a joke if you’d like. **“Did you know that they had lights on the ark? Yeah, floodlights.”**

Gordy: Yahoo! Who cares about being king for the day? I’ll be the Court Comic! What do *you* get to do?

Presenter: Well, I’ll be the king’s right-hand man. That means I’ll help him with whatever he needs.

Gordy: Okay. You get to do that and let’s name you...Lefty!

Presenter: Okay, I’ll be Lefty! Are you ready to begin?

Gordy: Yes!

King Rehoboam

Dramatic Interview

Lefty: Let’s find our “King of the Kids” for today and this will be done with our magic King Finder.

Pull out the yardstick, turn around and move the stick back and forth behind your back and then stop. Turn around and bring forward the kid the stick is pointing to and give him/her a crown and a royal robe from the stage assistant. The kid sits on the throne and is handed the yardstick as a scepter.

Then introduce the king from Judah, Rehoboam. Rehoboam appears wearing a crown and a sign around his neck that says “Rehoboam” and sits on the stool. Then say:

Our first object is...

Reach into the box and pull out a gold ring. Say:

“King of the Kids,” what is your question for King Rehoboam?

Hands the ring with the question attached to the kid volunteer.

King of Kids: Would you explain this ring to us?

Rehoboam: *Well, I am the son of King Solomon. People say he was the wisest man that ever lived. People wanted relief from taxes and you may have thought my dad was tough, but as thick as his waist is, is how big my little finger is. If he made things tough on you, I'm going to make it a lot harder. That's how we got two kingdoms, Israel and Judah. I rule Judah and Jeroboam rules Israel. I really hate Jeroboam!*

Lefty: Okay, our next item is...

Pull out a pole with one end sanded smooth or containing a round tip (e.g. a broom handle).

King of Kids: King Rehoboam, what is this pole for?

Rehoboam: *Oh, my Asherah pole! We put these on top of the hills so we can worship the gods of Baal. I learned that from my mom. She was a princess that married my dad, King Solomon, except she followed different gods. Dad worshipped what he referred to as the "true God."*

Lefty: There are more items in here...

Pull out a gold shield.

King of Kids: What is this gold shield from?

Rehoboam: *We were doing many evil things in our land and so God allowed Shishak, King of Egypt, to attack our land. He went into the temple my dad built and took everything, even the gold shields my dad made.*

Lefty: I think there is one more item in this box.

Pull out a heart that folds in half.

King of Kids: What does this heart stand for?

Rehoboam: *I was very sad after Shishak attacked our country and realized I needed to *humble myself before God and receive his mercy for not completely destroying me for the bad things I had done. I still never really devoted my heart to God, though. My son, Abijah never fully devoted his heart to God, either.*

Lefty: I think it's time to make our ruling. I will bring out the King Meter. How do you think God judged Rehoboam's actions? Do you think Rehoboam was judged as a good king or a bad king of Judah? If you think he was judged as a bad king, you will "boo" on the count of

three. If you think he was judged as a good king, you will cheer when I count to three. Are you ready? One... two... three...

Kids boo and yell as Lefty moves the arrow back and forth until it rests on the “bad” side. He turns the meter to the “King of the Kids”)

Lefty: King of the Kids, what is the ruling?

King of Kids: Bad King!

Lefty: Do you know what that means?



Assistant brings out pie (or silly string) and Lefty or the Kings of Kids throws it in Rehoboam's face.

Gordy Learns to be Humble

Puppet Conclusion

Gordy: I have a suggestion. The Court Comic should get to throw the pies.

Presenter: We'll see, Gordy. But what did you think of Rehoboam?

Gordy: Rehoboam was a bad king and he made some bad choices.

Mr.King: What advice would you give him?

Gordy: Don't be bad!

Mr.King: What did he do that was bad?

Gordy: He worshipped false gods and thought he was better than everyone else.

Presenter: King Rehoboam did one right thing we can learn from. He finally realized God was bigger than him. So, the Lord didn't punish the king as he could have. He had mercy on him. We, too, should **be humble before God and receive his mercy.* We all make mistakes, so we need God's forgiveness. God sent Jesus to die on the cross to pay for our sin. How do you humble yourself? You tell God that you trust him and you do what he wants. Most of all you trust what Jesus did for us because that is how we have our sins forgiven.

Gordy: I know about that. I trust Jesus as my Savior.

Mr.King: Well, good. See, you are humbling yourself before God. Maybe there are some kids here that don't know that.

Gordy: What do they do?

Mr.King: They need simply to pray and acknowledge in their hearts that they need Jesus and his forgiveness. Then they can **be humble before God and receive his mercy.*

Gordy: Can *you* say a prayer for that?

Mr.King: No, Gordy. Why don't you do it? I think you know how.

Gordy: Okay, I'll try.

Presenter: And everyone who trusts in Jesus can know him as their Savior, too.

Gordy: Dear God, Thank you for being a God that helps us even when we do bad things. Help us to turn to you, not like that silly guy, Rehoboam. We know that we all do bad things. But we also know that you gave your Son, Jesus, who died on the cross for us. For his sake, please forgive us our sins. Jesus, come live in our hearts, we need you. In Jesus' name. Amen.

Presenter: If any of you did not know Jesus before and you trusted him today, I want you to know that Jesus is your Savior. Talk to your shepherd and share this with your group. It is very exciting!

KING REHOBOAM'S RESPONSES

1. RING:

Well, I am the son of King Solomon. People say he was the wisest man that ever lived. People wanted relief from taxes and you may have thought my dad was tough, but as thick as his waist is, is how big my little finger is. If he made things tough on you, I'm going to make it a lot harder. That's how we got two kingdoms, Israel and Judah. I rule Judah and Jeroboam rules Israel. I really hate Jeroboam!

2. POLE:

Oh, my Asherah pole! We put these on top of the hills so we can worship the gods of Baal. I learned that from my mom. She was a princess that married my dad, King Solomon, except she followed different gods. Dad worshipped what he referred to as the "true God."

3. GOLD SHIELD:

We were doing many evil things in our land and so God allowed Shishak, King of Egypt, to attack our land. He went into the temple my dad built and took everything, even the gold shields my dad made.

4. HEART:

I was very sad after Shishak attacked our country and realized I needed to **humble myself before God and receive his mercy* for not completely destroying me for the bad things I had done. I still never really devoted my heart to God, though. My son, Abijah never fully devoted his heart to God, either.

King of Kids Questions:

1. Ring: **Would you explain this ring to us?**
2. Pole: **King Reheboam, what is this pole for?**
3. Shield: **What is this gold shield from?**
4. Heart: **What does this heart stand for?**



Date: _____

God Talk At Home

This Week's Kingdom Quest Lesson:
Bad Kings—Merciful God

Take Home Point:
Be humble before God and receive his mercy.

Drive Time Home

Tickler Question: Explain your craft, "A Humble Bug." (*Learn from King Rehoboam's mistake. Don't pretend to make yourself greater than God or act like you don't need him. Humble yourself before him, admit your need and follow his ways!*)

Select questions and adapt for your family.

God Time at Home

FOR STARTERS: Say to your child, "In your lesson this week you performed a neat trick smashing a pop can. Take an empty aluminum can and show how this works. How is this like pride?" (*When we try and raise ourselves higher than others, we fall. Trying to honor ourselves leaves us empty, but God can make us full when at the right time he honors us.*) Let every family member give an example from their life of how God is more powerful than them and how they can trust him to accomplish more than their own ability. To be humble is to depend more on God and less on our own abilities.

READ THE BIBLE: 2 Chronicles 12:9-16

A KEY VERSE: 1 Peter 5:6, "*Be humbled by God's power so that when the right time comes he will honor you.*"

TALK ABOUT IT: What did Shishak, King of Egypt, do when he attacked Jerusalem? (*He took the treasures from the palace and the Lord's temple, including Solomon's gold shields.*) According to verse 12, why did not God not completely destroy Rehoboam? (*Because he humbled himself.*) Why did Rehoboam's do evil things? (*2 Chronicles 12:14. He was not serious about dedicating himself to serving the Lord.*) How do you think Rehoboam felt when he found out that Shishak took the things his father had made? (*Sad, angry, wanted to get even.*) What do you think caused Rehoboam to humble himself before God? (*Realized that Shishak defeated him and God is still bigger than anything.*)

According to the key verse, what does it say will happen if you humble yourself? (*God will honor you.*) When does this happen? (*At the right time.*)

PRAYER POWER: Thank God that he is bigger than us and can turn bad things into good things. Pray to give God our pride so we can receive his mercy. Acknowledge that we need God and ask him to reign in our hearts and give us the power to rely on him.

Family Time Option

One day this week, try...

FAMILY TIME OPTIONS: Have a family meeting and vote on one really big thing that you would like to see God do for your family. Attach a sign describing this prayer to the Humble Bug your child brought home. Pray throughout the week for this thing you would like to see God do in your family. This develops an attitude of humility and dependence before God.

Kingdom Quest Year 4 - Lesson 16 (SAMPLE)



Date: _____

Shepherd's Path

A Shepherd's Personal Devotions
Good-Kings – Bad Kings Series (SAMPLE),
Lesson 16

Lesson Title: Bad Kings – Merciful God
Take Home Point: Be humble before God and receive his mercy.

Warm-Up:

At one point in J.R.R. Tolkien's classic tale *The Lord of the Rings*, Frodo Baggins laments that his Uncle Bilbo showed mercy to the treacherous Gollum when he so clearly deserved death. His friend Gandalf replies, "Deserves it! I dare say he does. Many that live deserve death. And some that die deserve life. Can you give it to them? Then do not be too eager to deal out death in judgment...I have not much hope that Gollum can be cured before he dies, but there is a chance of it...My heart tells me he has some part to play yet, for good or ill, before the end; and when that comes, the pity of Bilbo may rule the fate of many – yours not the least." Most of us will admit we need mercy; it can be harder to accept that others need it, too, especially when we believe they don't deserve it. But mercy is given, not earned.

Read: 2 Chronicles 12:9-16; 1 Peter 5:6

Observation (What happened?):

What did Rehoboam do after Shishak ransacked the temple?

What nationality was Rehoboam's mother? How might this have affected his spiritual life?

Interpretation (What does it mean?):

What does it mean that Rehoboam humbled himself but also that he did evil and didn't follow the Lord?

Why do you think God let him to reign 17 years although he was an evil leader of the Israelites?

Insight:

Over and over in the Bible we come face to face with the fact that our timing and desires are not the same as God's. I don't know about you, but I need frequent reminding of this even though it is a basic and obvious truth. In Psalm 37, Rehoboam's grandfather David wrote of this in such a way that reassures me that God is in control. He repeated the phrase, "Do not fret," several times, reminding me that fretting and worrying only lead to evil. He tells me to "Wait on the Lord," "Trust in the Lord," and "Commit your way to the Lord" as if he wrote it just for me. What is this kind of trust, this kind of waiting, this kind of not fretting? It is humbling myself before God and accepting his Lordship and control over everything. David doesn't only tell us what to do in Psalm 37, he also tells us what will happen. The wicked will disappear like a vapor, like dry grass. The meek will inherit what they leave behind; they will be lifted up. But in God's time, not ours. Does that sound familiar? You can be sure that Peter knew Psalm 37 very well. The words he wrote in his letter are eternal, as true in his day as in David's day as in ours.

Application (What does it mean to me?):

Name one recent situation in which God showed you mercy when you humbled yourself.

What situation are you in which you need to wait for God to lift you up in his own time?

Kingdom Quest year 4 - Lesson 16 (SAMPLE)



Supply Coordinator

Supply List

Year 4, Lesson 16

SAMPLE

Stewardship Note: Kids Kount Publishing recommends using a wide variety of resources with our lessons. This supply list is a guide. Our curriculum is meant to be adaptable, and this includes your selection of supplies. Substitute freely. Most of the items can be found in your home, grocery or, in some cases, ordered over the Internet. This curriculum is inexpensive so that your budget can be spent on supplies. Gathering the supplies will prove to be a manageable and enjoyable job for the person or team whose only job is supply coordinator. Asking shepherds to gather their own supplies almost certainly will not work.

Lesson 16

Small Group Warm-Up:

- a can of pop
- three empty un-dented pop cans
- cups
- pencil

Large Group:

- yardstick
- royal robe
- two crowns
- throne
- giant Bible prop
- cardboard box
- gold ring
- gold shield
- stool
- small pole with sanded tip, rounded tip as would be on a broom handle
- "King Meter"
- a red paper heart folded in half
- questions attached to each object in the box
- a pie or can of silly string

Kingdom Quest Year 4 – Winter, (SAMPLE) Supply List - 1

- *Option:* a puppet court jester's hat can be made easily from the information found at www.makingfriends.com/jesters_hat.htm

Small Group Application:

- smashed cans or paper cups, one for each child (*Option:* smashed cans may be spray painted as an option.)
- felt pieces (polka dots, stripes)
- pipe cleaners
- tacky glue
- pair of googly-eyes

Safety and Security: Safety and security procedures are important for each church to carefully define and implement according to their unique needs. The security, safety, illness and accident procedures described in this curriculum are provided for example purposes only and may not be appropriate, applicable or adequate for every situation. Each church is responsible for determining whether any security, safety, illness and accident procedures contained in the curriculum are appropriate, applicable or adequate for its unique situation. The activities described in this curriculum require adult supervision and may not be suitable for each child and each situation. Each church is responsible for ensuring that adequate adult supervision is provided for all activities and for determining whether an activity is appropriate for each child and each situation. Kids Kount Publishing disclaims all liability for the implementation of any procedures or the performance of any activities described in this curriculum.

KING REHOBOAM'S RESPONSES

1. RING:

Well, I am the son of King Solomon. People say he was the wisest man that ever lived. People wanted relief from taxes and you may have thought my dad was tough, but as thick as his waist is, is how big my little finger is. If he made things tough on you, I'm going to make it a lot harder. That's how we got two kingdoms, Israel and Judah. I rule Judah and Jeroboam rules Israel. I really hate Jeroboam!

2. POLE:

Oh, my Asherah pole! We put these on top of the hills so we can worship the gods of Baal. I learned that from my mom. She was a princess that married my dad, King Solomon, except she followed different gods. Dad worshipped what he referred to as the "true God."

3. GOLD SHIELD:

We were doing many evil things in our land and so God allowed Shishak, King of Egypt, to attack our land. He went into the temple my dad built and took everything, even the gold shields my dad made.

4. HEART:

I was very sad after Shishak attacked our country and realized I needed to **humble myself before God and receive his mercy* for not completely destroying me for the bad things I had done. I still never really devoted my heart to God, though. My son, Abijah never fully devoted his heart to God, either.

King of Kids Questions:

1. Ring: **Would you explain this ring to us?**
2. Pole: **King Reheboam, what is this pole for?**
3. Shield: **What is this gold shield from?**
4. Heart: **What does this heart stand for?**