



5<sup>th</sup> & 6<sup>th</sup> Grade

# SUPPLY LIST

## Summer Year 2

### Lessons 1-14

*Kids Kount Publishing recommends using a wide variety of resources with our lessons. This supply list is a guide. Our curriculum is meant to be adaptable, and this includes your selection of supplies. Feel free to substitute videos and crafts similar to the ones suggested. Check for items you may have on hand and adapt as needed. You may be able to use videos from your city library, video rental store, and members of your congregation or other churches.*

*If you are comfortable ordering over the Internet, new and used sources are available for videos and supplies at various prices.*

*Your ideas are a major resource in making this curriculum work for your children's ministry. You can help others by emailing your suggestions to [info@kidskountpublishing.com](mailto:info@kidskountpublishing.com).*

#### Lesson 1

##### *Small Group Warm-Up*

- masking tape
- water-based markers
- ping-pong balls
- paper
- optional prizes

##### *Large Group*

- presenter has contestant marked on hand like kids from small group warm-up
- blue marker
- Optional video—*Skate Expectations "McGee and Me" series #4* (This 30-minute video is available at [www.christianbook.com](http://www.christianbook.com).)

##### *Small Group Application*

- blue water-based marker
- wet wipes

#### Lesson 2

##### *Small Group Warm-Up*

- 24 pennies per student
- a "Spending Time" sheet per student (p.16)

#### Kingdom Quest Year 2 - Summer Supply List - 1

### *Large Group*

- a sports jacket for the Keeper of the Clues; tape paper question marks all over the jacket
- eighteen maze clue sheets---One side has an "X" or "O" printed. *The backsides of 16 sheets have a question printed on them.* Make two copies of each question (p. 8-15) and one blank backside X and O.
- diagram of X and O maze (p. 17)
- *Option 1:* video---*The Miracle Maker*, (by Family Home Entertainment, 1999)---the story of Mary and Martha and how each chose to use her time.
- *Option 2:* props to act out Mary and Martha Bible event, such as headpieces for Mary, Martha and Jesus and some table settings or tableware
- two small rocks: one smooth, one rough

### *Small Group Application*

- "Tic Tac Four" game card (p. 18) per pair of students
- 24 pennies for each pair of students

## **Lesson 3**

### *Small Group Warm-Up*

- Kids Cash printed money (One dollar bills and five dollar bills in different colors.) (p. 20-21)

### *Large Group*

- a sports jacket for the Keeper of the Clues (Paper question marks taped all over)
- video clip from *Toy Story 2*, produced by Walt Disney Home Video, 1999, ISBN 0-7888-2856-8
- three pieces of 20' yarn for maze pattern on the floor
- diagram of maze (p. 19)
- three pieces of 20' yarn for maze pattern on the floor
- nine Maze Question Cards, each printed on 8.5 X 11" paper (p. 22-31)
- Kids Cash to be hidden under each maze question (p.20-21)
- some stylish or trendy clothes that kings might wear. This might be a simple hooded sweatshirt, a trendy t-shirt or even a shoebox symbolizing some expensive sport shoes

### *Small Group Application*

- Kids Cash printed money
- Scissors and rulers
- Permanent or paint markers
- Stickers
- Duct tape

## **Lesson 4**

### *Small Group Warm-Up*

- TV Guide or schedule from last week
- hand-out "A-MAZE-ING Amounts of TV and Video Movies," for each kid (p.34)
- candy tokens such as Skittles® or M&Ms® candies (seven per student)
- a bag of that same candy

### *Large Group*

- a sports jacket for the Keeper of the Clues
- *Mr. Mom* video produced by MGM Studios/ Universal, 1983, ASIN 0792844866.
- “Act It Out” cue sheet (p. 32) given to a volunteer actor in advance
- camcorder attached to a television set as a monitor so the audience can view the skit on the TV screen
- a couch
- remote control
- a cameraman
- three signs with the following: 1) “One hour later...” 2) “Two hours later...” 3) “Five hours later...”
- three large folded cards made out of half sheets of poster board labeled either “Clue 1” or “Clue 2” or “Clue 3” on a display table
- a plastic toy or real potato head with facial features
- a Bible and TV guide
- a cross

### *Small Group Application*

- handout, *My Favorite TV and Video Show, “What Do the Critics Say?”* for each (p. 33)
- pencil or pen

## **Lesson 5**

### *Small Group Warm-Up*

- newsprint roll, long enough to trace a child
- washable, water-based markers (test to make sure they don’t “bleed” through to the other side of the newsprint)

### *Large Group*

- a sports jacket for the Keeper of the Clues
- video, *Shrek* Dreamworks, 2001, ASIN B00003cxxi [www.amazon.com](http://www.amazon.com)
- Kids’ Cash (p. 20-21)
- white robe, sheet or drape
- kids’ creations from small group
- masking tape
- an appealing award

### *Small Group Application*

- original newsprint roll from small group warm-up
- washable, water-based markers

## **Lesson 6**

### *Small Group Warm-Up*

- Music Tic-Tac-Toe handout per group (p. 10)
- black markers
- radio for each group

### *Large Group*

- a sports jacket for the Keeper of the Clues with taped paper question marks all over it
- Walkman or portable CD player with a set of headphones (part of Keeper of the Clues costume)
- *Mr. Holland's Opus* video Burbank, CA, Buena Vista Home Video, (1996), ISBN # 0788805568
- dry erase board, chalkboard, or newsprint to record scores
- paper and pencils
- *Option:* a snack or reward for the group with the best participation during the contests

### *Small Group Application*

- radio for each group
- paper for each student
- pencils

## **Lesson 7**

### *Small Group Warm-Up*

- background exercise music with a good beat (*Rocky* theme music, for example.)
- bell to announce end of rounds
- medals for thumb war winners (*p. 36*)

### *Large Group*

- a sports jacket for the Keeper of the Clues
- *Heavyweights* video
- spool of thin-weight, white colored thread
- spool of thin-weight dark thread (*Note: All thread must be easy to snap with the upward strength of a 5<sup>th</sup> or 6<sup>th</sup> grader's thumb.*)
- three, 3-foot dowel rods one inch thick each (*Three broom handles will work also.*)
- scissors

### *Small Group Application*

- cross patterns on cardstock or extra heavy construction paper (*p. 37*)
- pencils
- scissors
- thread cut in 2-foot lengths for each student

## **Lesson 8**

### *Small Group Warm-Up*

- two 3x5 inch card per student
- strong tape
- markers

### *Large Group*

- animal friendship labels from small group
- tape
- *The Mighty* video, copyright 1998 from Miramax Film Corp, ISBN 0-7888-1569-5 (To purchase, call 1-800-477-2811.) [www.amazon.com](http://www.amazon.com).

### *Small Group Application*

- different colored clay for each group
- Bibles

## **Lesson 9**

### *Small Group Warm-Up*

- sour lemon drops and sour Gummy Worms
- sack to hold the candy

### *Large Group*

- two sections of yarn 15 feet each (*see p. 38 for pattern*)
- four scenarios (*p.39-42*) printed on the same color of cardstock or construction paper
- four Bible verses (*p.43-46*) printed on a different color cardstock or construction paper
- video—*Visual Bible: Acts 16:16-36* by Visual Bible International, 1997 ([www.amazon.com](http://www.amazon.com))
- props
  - a Gummy Worm
  - funnel
  - hand-held weight
  - cross

### *Small Group Application*

- Gummy Worms
- supply request note (*p. 47*) to go home with kids \*\*\**PLASTIC BOTTLES NEEDED FOR LESSON 11*

## **Lesson 10**

### *Small Group Warm-Up*

- a cutout letter “Y” (*p. 51*)

### *Large Group*

- script cards for the characters to read when prompted (*p. 48-50*)
- a plastic sword
- a bowl of crushed charcoal (or dirt) for ashes
- clay for sores
- rock or broken pottery burlap for shawl covering
- a cutout letter “Y” (*p. 51*)

### *Small Group Application*

- pattern of the “Y/U” bookmark for each student (*p. 51*)
- scissors
- pens or pencils

## **Lesson 11**

### *Small Group Warm-Up*

- a sample of the craft sand timer for this lesson, or a sand timer from the kitchen or a game

### *Large Group*

- sign printed with the girls' response to the leader's prompt (p. 54)
- sign printed with the boys' response to the leader's prompt (p. 55)

### *Small Group Application*

- two 8 or 12 oz. empty plastic bottles (water or soda) per child
- duct tape
- sand
- labels (p. 53)  
*Option (see p. 52)*
- two condiment cups with lids
- scissors
- glue
- sand

## **Lesson 12**

### *Small Group Warm-Up*

- pieces of yarn in a variety of colors (Used later in application craft.)

### *Large Group*

- two foot square masonry metal grid with holes smaller than chicken wire, but large enough so that thick yarn can easily be woven through by hand making the design of a cross
- thick yarn
- Bible
- video, *The Visual Bible: Matthew 27:31-50*, produced by Visual Bible International, 1997

### *Small Group Application*

- plastic cross-stitch canvas in a cross shape, one cross per student (*order from <http://www.makingfriends.com>*) Located under basics
- Yarn needles
- Yarn

## **Lesson 13**

### *Small Group Warm-Up*

- one piece of 8 ½" x 11" cardstock paper for each student
- clear tape
- miniature marshmallows
- plastic trash bag for used marshmallows labeled "Do Not Eat"

### *Large Group*

- Audio tape/CD of the song *I'm Not Cool* by Scott Krippayne. Spring Hill Music Group, distributed by Word, 5/8/01. ISBN: 555006782X

### *Teaching Props:*

- toy sword
- two poles or broom handles
- large flashlight
- chair to stand on
- large question mark

- sunglasses
- real or fake doughnut
- fake fish
- bottle sprayer with clean water inside
- megaphone
- calendar
- paper crown
- toy binoculars
- “Souped up” marshmallow gun for reader (p. 56)

*Small Group Application*

- “When I Am Persecuted” template (p. 57)
- OR
- writing paper
- business sized envelopes
- pens/pencils

**Lesson 14**

*Small Group Warm-Up*

- a roll of toilet paper

*Large Group*

- a 3-foot by 2-foot window pane made out of 1 inch x 1 inch wood strips, yard sticks put together, or pop out a set of window grids you have on your house (The window should have two cross pieces so there are seemingly four panes.)
- a hat that is fun and joyful
- a scarf
- two signs with a string attached for characters to hang around their necks:
  - Sign #1 reads: Re-Joy
  - Sign #2 reads: Po-Me
- characters’ answers for interview questions (p. 58-59)

*Small Group Application*

- ½ sheet of white cardstock paper per student
- water based markers (both light and dark colors but not black, brown or yellow)
- black permanent markers
- glue sticks
- toilet paper pieces from Warm-Up cut to eight inches long
- cup of water

**Safety and Security:** Safety and security procedures are important for each church to carefully define and implement according to their unique needs. The security, safety, illness and accident procedures described in this curriculum are provided for example purposes only and may not be appropriate, applicable or adequate for every situation. Each church is responsible for determining whether any security, safety, illness and accident procedures contained in the curriculum are appropriate, applicable or adequate for its unique situation. The activities described in this curriculum require adult supervision and may not be suitable for each child and each situation. Each church is responsible for ensuring that adequate adult supervision is provided for all activities and for determining whether an activity is appropriate for each child and each situation. Kids Kount Publishing disclaims all liability for the implementation of any procedures or the performance of any activities described in this curriculum.

**When you have something to do that you don't like, would you rather do it right away and get it over and then go play, or do you first go play and do the chore later?**



**It is summer vacation.  
What time should you get  
up? What time does your  
mom say you should get  
up?**

X-2, X-4

**You need to learn that the little choices you make now can make a big difference in your future. We watched the video clip “*Miracle Maker.*” Tell me whose your behavior is generally most like... Mary or Martha?**

**Give me an example of what you think might be one of the biggest wastes of time that you could do. After answering, tell me what is one of the greatest investments of your time.**

**DETOUR. You have been busy doing many good things, but YOU MISSED THE BEST THING! Skip a turn. What was the BEST thing Mary was doing?**

**If you were to spend time doing something that really helps develop your character, what would you do?**

**Did you or any boy in this room spend at least five minutes every day this last week reading the Bible and praying? If not, you have reached a Dead End. Sit down. You are finished.**

X-14, X-16

**Did you or any girl in this room spend at least five minutes every day this last week reading the Bible and praying? If not, you have reached a Dead End. Sit down. You are finished.**

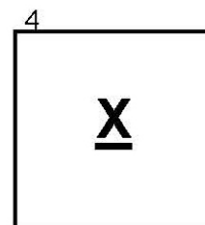
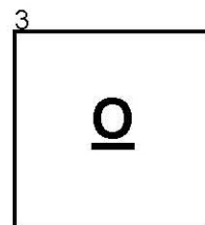
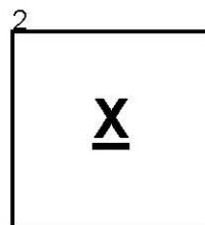
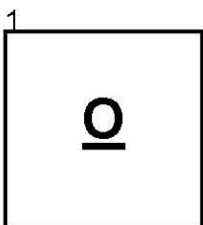
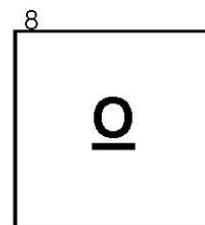
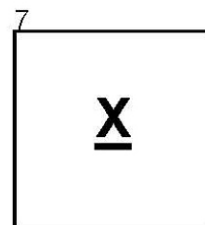
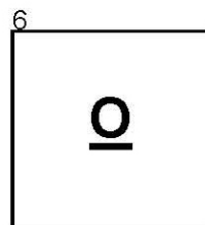
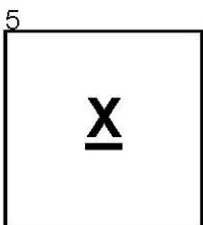
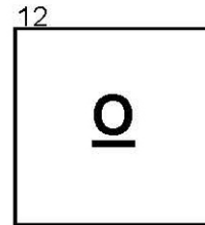
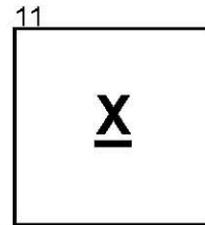
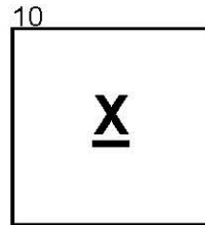
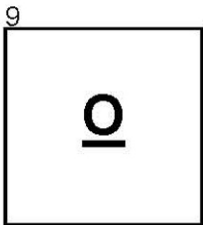
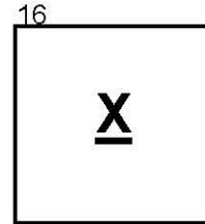
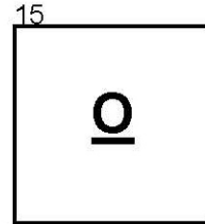
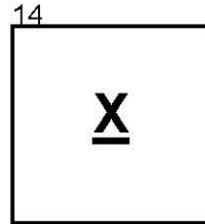
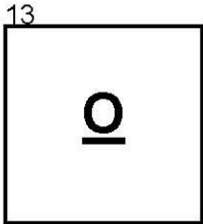
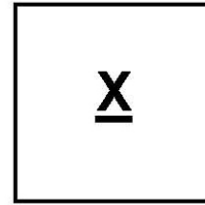

## Spending Time

Each penny equals one hour. Stack as many pennies in a block as you want. You can place a penny between two squares, which would mean 30 minutes in each.

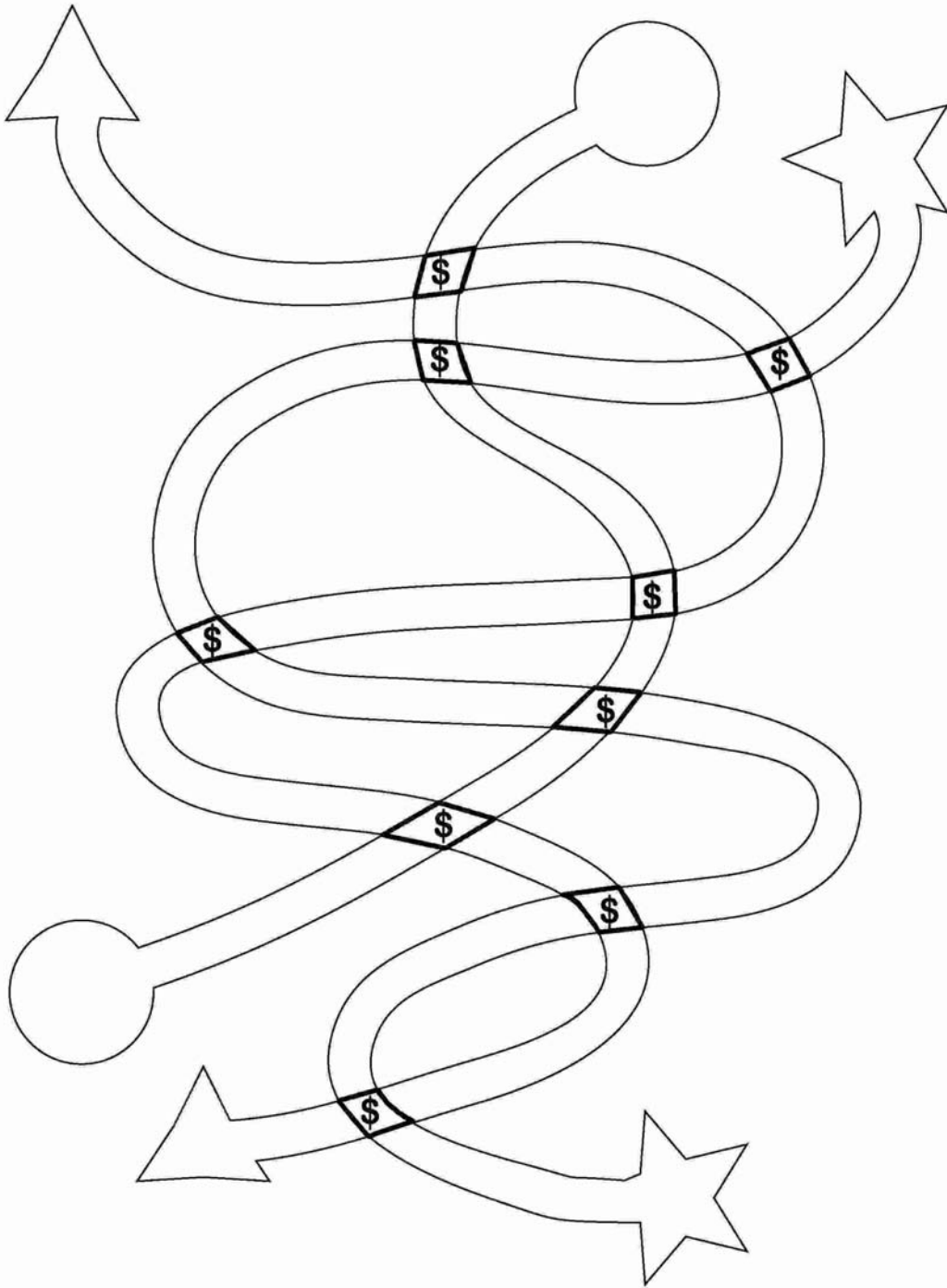
Eating	Playing video games	Board games	Talking on the phone
Sleeping	Watching T.V.	Chores	Playing on the computer
Hanging out with friends	Playing sports	Vacation	
Listening to a wise senior citizen	Reading a book	Swimming	



Lesson #2 – Large Group Diagram




## Tic Tac Four

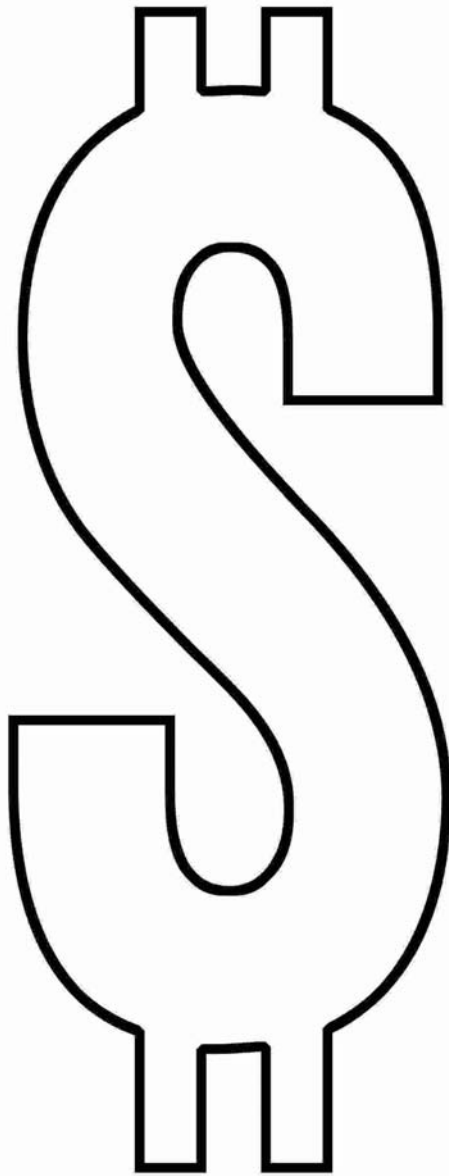



Kids Cash \$1.00- Copy money on different colored paper than the \$5.00.  
Use this Kids Cash in Lesson 5 as well.



Kids Cash \$5.00- Copy money on different colored paper than the \$1.00.  
Use this Kids Cash in Lesson 5 as well.





**For \$15, according  
to your standard,  
how much  
allowance per week  
do you *need* to be  
well off?**

**For \$20, what do  
YOU think? Is it  
easier to be happier  
if you have more  
money? True or  
False?**

*(If the person answered false, then only give  
them \$5 instead of \$20)*



**For \$1, what is  
the best thing  
about having lots  
of money?**

**For \$100, how much money can you take with you after you die?**

*After they answer, declare: This is a bonus question. Your special bonus is the following drama... Go to the interactive drama, "The Rich Young Dude."*

# For \$30, what does it mean to be materialistic?

*Multiple Choice:*

- A. It means you think you are too good for others.
- B. The most important thing in your life is getting material things.
- C. You like to sew your own clothes out of different materials.

**For \$20, True or False. “Money is the root of all evil.”**

**The answer is false. Read *1 Timothy 6:10* from the Bible: “*The love of money is the root of all kinds of evil.*”**

# For \$2, why do you think God is so concerned about money?

*Multiple Choice:*

- A. Because he needs lots of money to keep his church going.
- B. Because he does not want us to get too much money.
- C. He does not want money to get a hold of our hearts and pull us away from him.

The answer is "C." If you got it correct, you get a bonus question for \$100.

**Bonus:** "When the rich young dude decided that he loved his money more than God, he walked away. Jesus was very sad over this, but he didn't chase after him and try to make him change his mind. Why do you think he let him go? (*Jesus let him make his own choice... just as we are allowed. Can you see how important it is that we choose not to walk away from God?*)

**For \$30, think about  
the money in your  
hand. How much of  
this money does  
God own?**

*Multiple Choice:*

- A. Ten percent of it (or 10 cents of every dollar).
- B. All of it.
- C. None of it.

**Bonus:** For an additional bonus of \$30, how much does God say is an appropriate amount to return to him as a “thank you gift?” (*10 percent*)

**For \$1, if you could pay for heaven, how much would it cost?**

*(You would have to live a completely perfect life to earn heaven... and no one could do it!)*

**Bonus question for \$200:  
“How much did Jesus pay so that you could have heaven with him?”**

*(He lived a perfect life in our place and died on the cross to pay the price of our sin.)*

# Act It Out

## Explanation for a Volunteer to be Prepared Before Large Group

*You will be Herman (or Harriet) Finklebrain. You will be sitting down on the couch attempting to do your homework. The TV will speak to you and tempt you four times. Here are your responses.*

- 1) Pretend to try and study, not turning on the television. Finally, give in and turn on the TV.*
- 2) Try to keep the channel on appropriate television. Finally, give in to watching a movie channel that has R-rated pictures: one with violence, one with inappropriate sexual activity.*
- 3) At the end of five hours, have a glazed and stunned look where you don't respond to anything.*



# My Favorite TV and Video

*"What Do the Critics Say?"*

Write your favorite television show and video in the boxes below. Then copy from either or both lists, the messages commonly portrayed in each.

## LIST #1

From Galatians 5:19-21

- corruption
- illicit sex
- perversion
- idolatry
- drug use
- hatred
- rivalry/conflict
- angry outbursts
- selfish ambition
- jealousy/envy
- drunkenness
- wild partying

**My Favorite TV Show**  
Name: \_\_\_\_\_  
\_\_\_\_\_  
\_\_\_\_\_  
\_\_\_\_\_  
\_\_\_\_\_  
\_\_\_\_\_  
\_\_\_\_\_

## LIST #2

From Philippians 4:8

- right
- deserving of praise
- things that are true
- things that are honorable
- things that are fair
- things that are pure
- things that are acceptable
- things that are commendable

**My Favorite Video/Movie**  
Name: \_\_\_\_\_  
\_\_\_\_\_  
\_\_\_\_\_  
\_\_\_\_\_  
\_\_\_\_\_  
\_\_\_\_\_  
\_\_\_\_\_  
\_\_\_\_\_

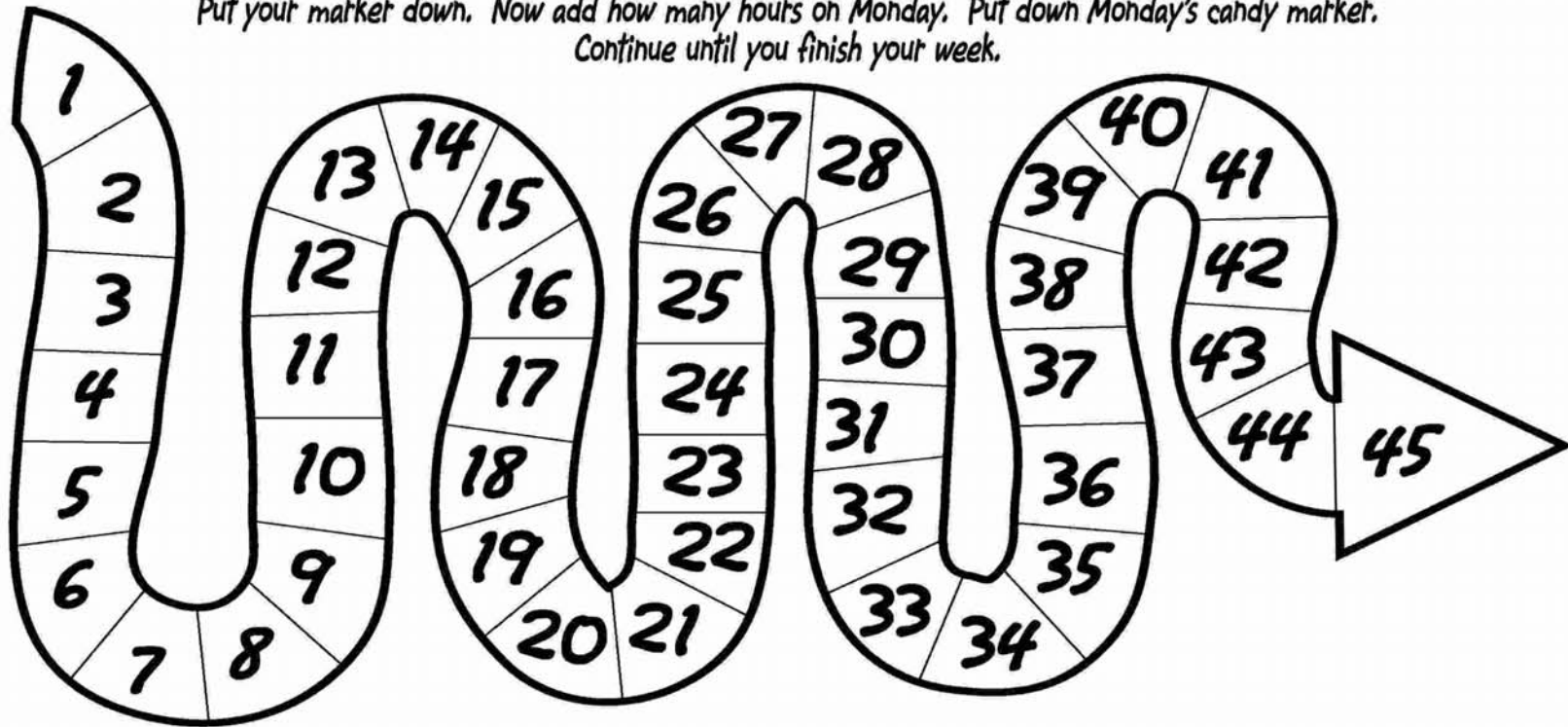
# MAZE-ING

## Amounts of T.V. and Video


Put a candy marker in each of the following boxes:

SUNDAY	MONDAY	TUESDAY	WEDNESDAY	THURSDAY	FRIDAY	SATURDAY

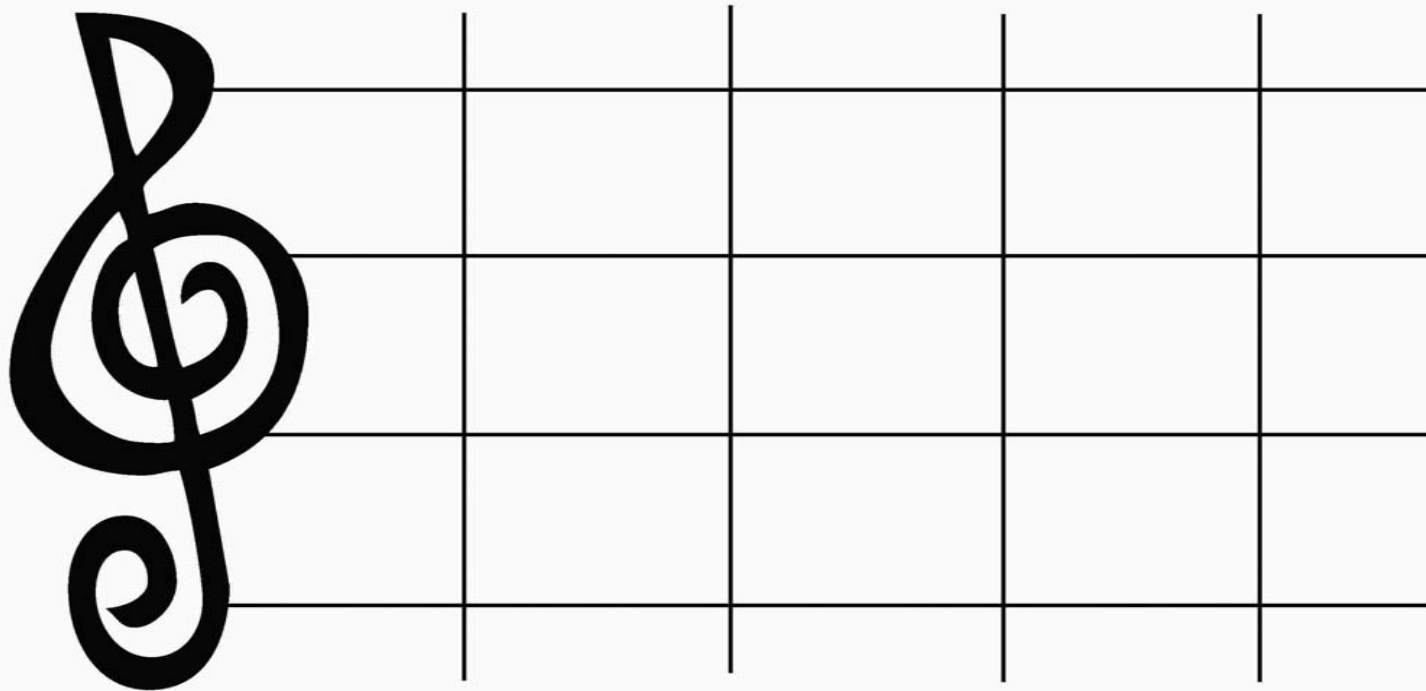
How many hours of T.V. or video movies did you watch last week? Count how many hours for Sunday. Put your marker down. Now add how many hours on Monday. Put down Monday's candy marker. Continue until you finish your week.



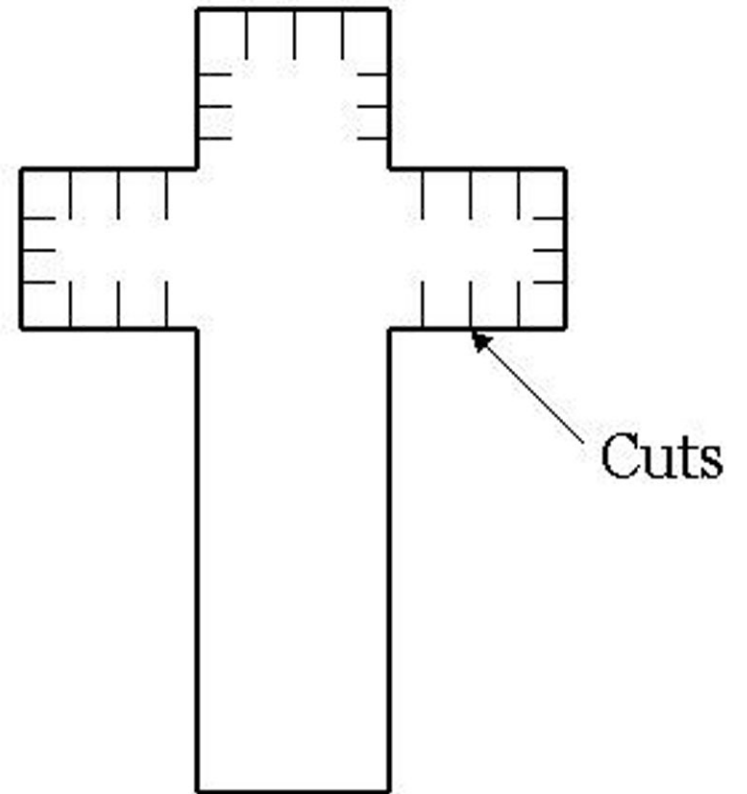
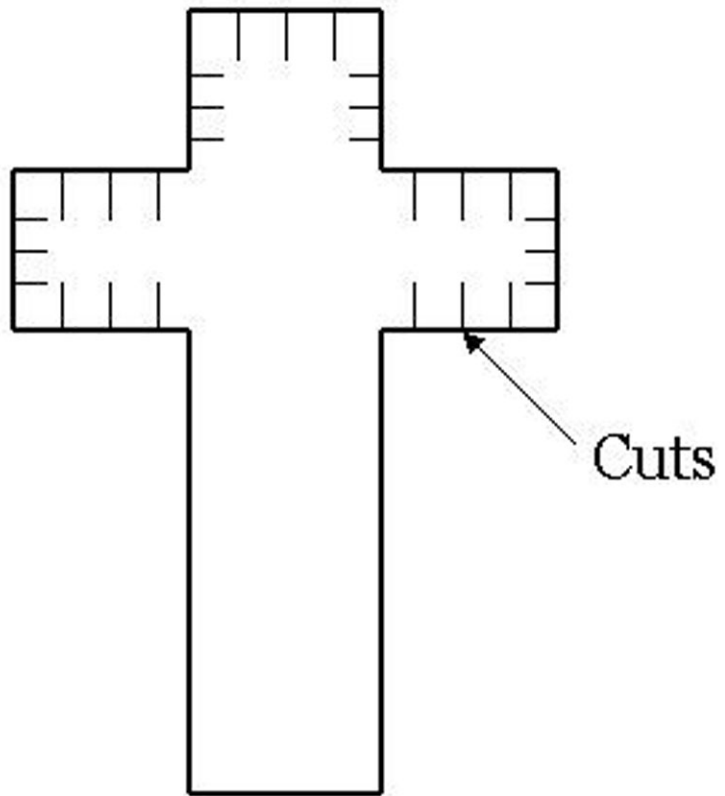
# Music Recall Tic Tac Toe

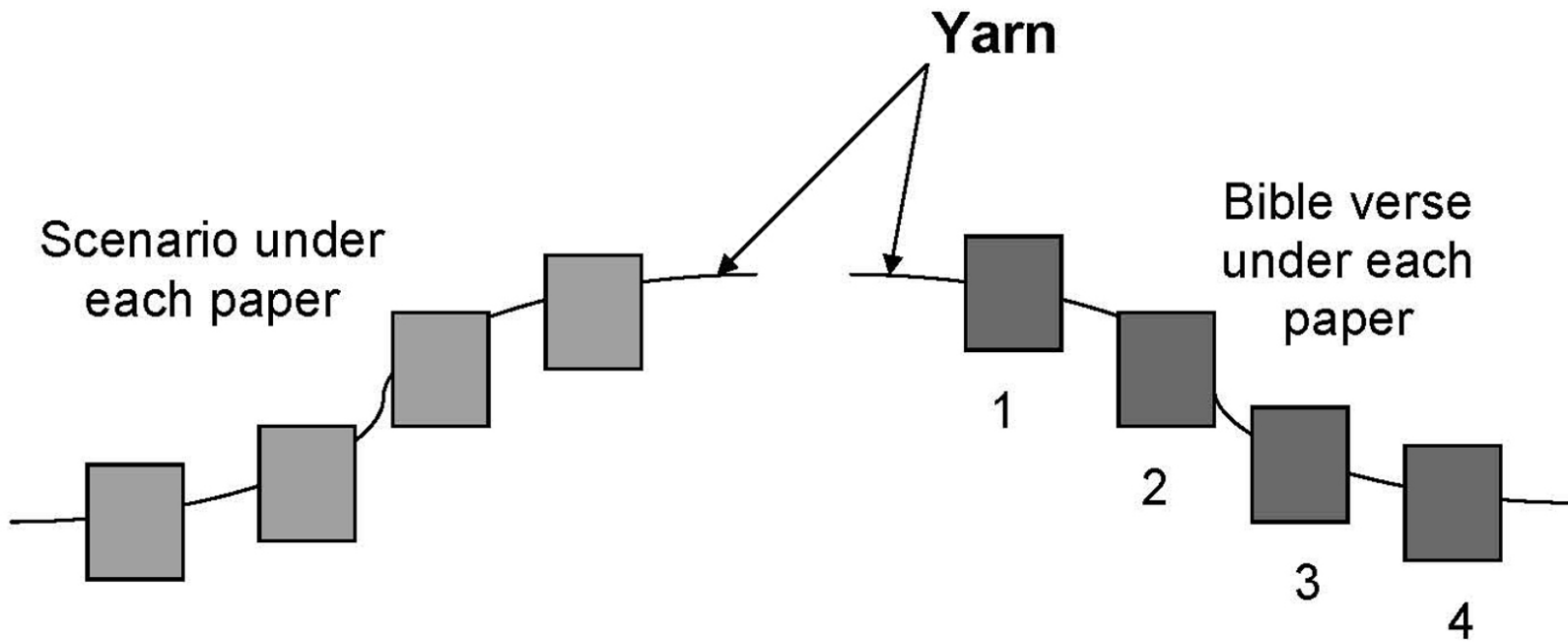
 - team 1

 - team 2









### Sour Power Maze

### Victory Vision Maze

Props:

- Gummy Worm
- Funnel
- Barbell
- Cross

**“You can’t spend  
the night with your  
friend  
because you seem  
too tired lately  
and need a  
good night’s rest.”**

**“Turn off  
the TV,  
it’s time to do  
your homework!”**



**“You need to  
clean up  
your room  
before you  
can play!”**

**“I’m sorry, but I won’t allow you to go to that movie with your friends. It is PG-13 and parts of it are not appropriate for you.”**

# **Philippians 2:14**

**Do everything  
without  
complaining or  
arguing.**

# Philippians 4:8

**Finally, brothers and sisters, keep your thoughts on whatever is right or deserves praise: things that are true, honorable, fair, pure, acceptable, or commendable.**

# **Philippians 4:13**

**I can do  
everything  
through Christ  
who strengthens  
me.**

# **Romans 8:31-32**

**What can we say about all  
of this?**

**If God is for us, who can  
be against us?**

**God didn't spare his own  
Son but handed him over  
to death for  
all of us.**

**So he will also give us  
everything along with him.**

## HEADS UP!

In this series, lesson 11 uses empty bottle containers with caps. The smaller the better, though up to 16 oz size will be acceptable. Gather these beforehand by sending home this note at least eight weeks ahead of time:

---

### SUPPLIES NEEDED FOR LESSON 11

### EMPTY PLASTIC DRINKING BOTTLES WITH CAPS

**Empty plastic drinking bottles with caps (16 oz or smaller) are needed for a craft project in Lesson 11. Please bring your clean empties with the paper peeled off and bottle caps attached.**

**Drop them off at:**

---

THANK YOU!!

Servant #1:

***Terrible news. Raiders attacked us. They stole all your oxen and your donkeys. They killed all your servants. I alone escaped to tell you this bad news.***

-----cut here-----

Servant #2:

***Bad news. Lighting came from heaven and completely destroyed your flocks and servants. I alone escaped to tell you.***



Servant #3:

***The Babylonians attacked and stole the camels. They killed all the servants. I alone escaped to tell you.***

----cut here----

Servant #4

***A wind blew down your house where all your children were feasting. They were all killed. I alone escaped to tell you.***

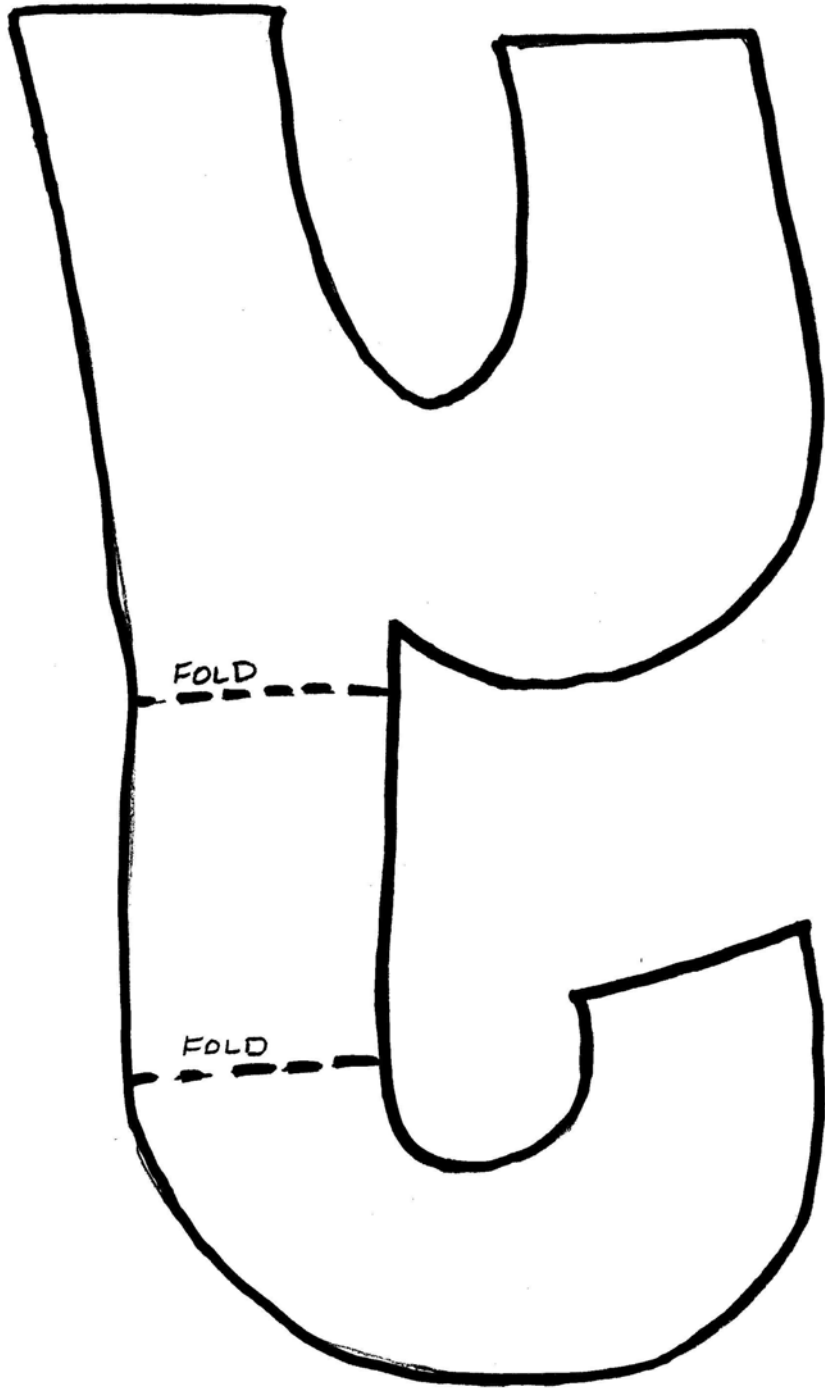
Job:

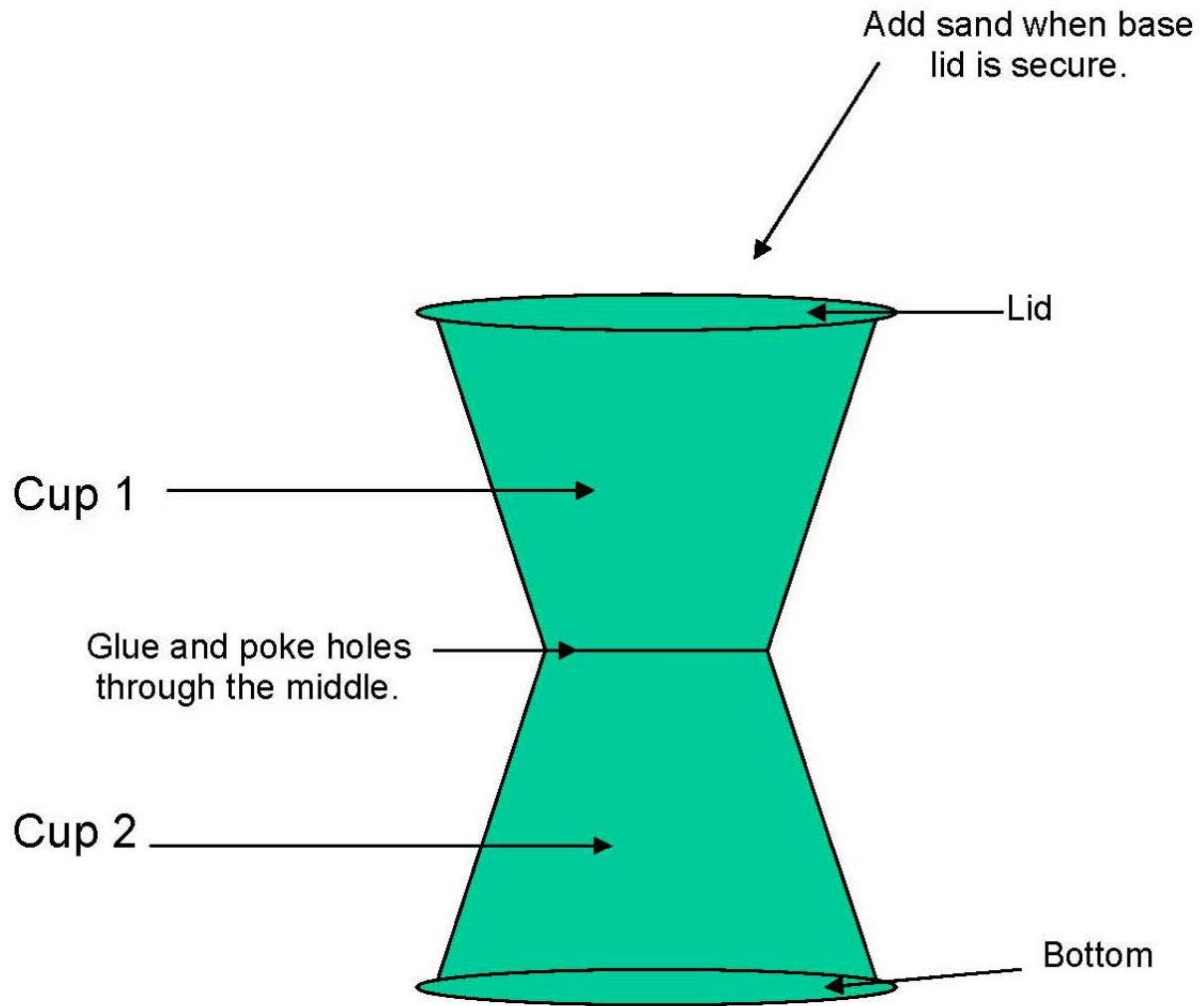
***Naked I came from my mother,  
and naked I will return. The  
Lord has given and the Lord  
has taken away. May the name  
of the Lord be praised.***

**---cut here---**


Job's wife :

***My advice to you is to curse  
God and die.***





Top view of holes to be poked in the middle.



Take home point and key verse for the ends hourglass. Print on heavy paper and trim.

End #1

Tough Times?  
Wait on God.

End #2

We know that all things  
Work together for the good  
of those who love God –  
Those whom he has called  
according to his plan.

Romans 8:28

***“Don’t you  
care how I  
feel?”***


***“Like, bummer,  
dude, you’re  
taking too  
long!”***

Parts Needed:

- 36 inches of ½” PVC pipe cut as follows:
  - 1 6” ½” PVC Tube
  - 1 10” ½” PVC Tube (barrel)
  - 3 3” ½” PVC Tubes
  - 2 5” ½” PVC Tubes
  - 2 ½” PVC end **Caps**
  - 2 ½” PVC **L-Shaped Connectors**
  - 2 ½” PVC **T-Shaped Connectors**

Tools Needed:

- Hacksaw or PVC cutter
- Ruler
- Marker or Pencil



Smooth all rough edges from cut PVC. Wash all of the parts with hot, soapy water. Dry and lay out your pieces in the manner shown below. Firmly insert each piece into the next one. You may glue or seal the tubes together, **BUT this will greatly limit your ability to clean or unclog the Marshmallow Gun.**

The Marshmallow gun can be decorated, use your imagination.

Insert miniature marshmallows into open handle end of tube, on top of the gun. Take a deep breath **BEFORE** you place your mouth on the gun.

**Caution: Never take a breath after you have placed a miniature marshmallow in the loading tube and put your mouth on the gun. You could suck the marshmallow down your throat and choke.**

Aim and blow **VERY** hard toward your target or victim. Do not aim at anyone's face.



# **When I Am Persecuted.....**

## Large Group Interview Questions and Answers

### Character: Re-Joy

*Hint: Use your joyful tone of voice.*

1. Will you have trouble? **Yes.**
2. When you face trouble, will you be happy? **No.**
3. When you face trouble, will you be joyful? **Yes.**
4. Why can you still be joyful even when bad things happen?  
**Jesus overcame the world.**
5. Look at this window. What do you see? **I see a cross,  
which means that Jesus won the victory for me.**
6. How often will you be joyful? **Always.**
7. How often will you pray? **Always.**
8. When will you be joyful? **In all circumstances.**
9. Why will you be joyful? **It's God's will.**
10. To sum it up, what will you do? **Rejoice in the Lord always.**

## Large Group Interview Questions and Answers

### Character: Po-Me

*Hint: Use your “whining” voice.*

1. Will you have trouble? **Yes.**
2. When you face trouble, will you be happy? **No.**
3. When you face trouble, will you be joyful? **No.**
4. Why can you still be joyful even when bad things happen?  
**Poor me, I can't be joyful when things go badly. Things always go badly for me.**
5. Look at this window. What do you see? **A blank wall.**
6. How often will you be joyful? **Only when things go my way.**
7. How often will you pray? **Why pray? God won't hear poor little ol' me.**
8. When will you give thanks? **Only when things go right.**
9. Why will you do all this? **I won't do it. Won't you feel sorry for me instead?**
10. To sum up, what will you do? **I'll just feel sorry for myself.**