



SUPPLY LIST

Year 3, Summer Lessons 1-14

Stewardship Note: Kids Kount Publishing recommends using a wide variety of resources with our lessons. This supply list is a guide. Our curriculum is meant to be adaptable, and this includes your selection of supplies. Feel free to substitute videos and crafts similar to the ones suggested. Check for items you may have on hand and adapt as needed. You may be able to use videos from your city library, video rental store, and members of your congregation or other churches.

If you are comfortable ordering over the Internet, new and used sources are available for videos and supplies at various prices.

Your ideas are a major resource in making this curriculum work for your children's ministry. You can help others by emailing your suggestions to info@kidskountpublishing.com.

Lesson 1

Small Group Warm-Up:

- Poprock candy

Large Group

- twelve paper grocery sacks
- newspaper page per kid
- inexpensive polished stones per kid

Small Group Application

- one rock per group
- optional snack

Lesson 2

Small Group Warm-Up:

- no supplies are needed

Large Group:

- carnival booth
- Gordy
- balls or a Nerf gun
- five cans or milk jugs; one can is labeled "Samuel: Property of God"
- small stuffed animal for a prize with a tag that reads "My name is ____ and I belong to ____."
- Jesus dollar /gospel money (available through Dock Haley's Gospel Magic at www.gospelmagic.com) or a ticket with a cross on it
- costume for Hannah

Kingdom Quest Year 3 - Summer Supply List - 1

Small Group Application:

- short story, "Property of Jason, or Is It?"
- pens or markers
- "Property of God" label on card stock for each child

Lesson 3

Small Group Warm-Up:

- playing area marked with a start line and a finish line, each 10 to 20 feet long—the distance between the two lines can be 20 to 40 feet

Large Group:

- carnival booth
- three garden hoses
- six funnels attached to the hoses, one on each end of the hose
- four-foot by eight-foot sheet of plywood
- small candy prize or big plastic ears
- Gordy
- earmuffs for Gordy
- "big ears" from a novelty store or some other simple gift that fits the theme of hearing
- sample summer Bible event reading calendar
- sample of prize that will be given for summer Bible event reading program. (An option may be God's Word for Boys and God's Word for Girls Bibles. For more information go to www.godsword.org or call 216-779-9050.)

Small Group Application:

- Bibles for each child to read in class
- summer Bible event reading calendars for each child
- paper and pencils for each child
- poster board or butcher paper

Lesson 4

Small Group Warm-Up:

- five-inch circle of construction paper for each child
- scissors
- pens, pencils, markers, or crayons

Large Group:

- four-foot by eight-foot section of one-inch insulation board wrapped in fabric
- sign that will fit in the knot of the tie that reads "A Father's Love Ties Us Together"
- Velcro and/or tape
- Gordy
- carnival props
- plastic fruit
- small prizes

Small Group Application

- one poster board per group, folded in half. The front of the card reads “Happy Father’s Day, God.” Inside, “Heavenly Dad, thank you, thank you, thank you!” Signed, “Your Children”
- markers or crayons

LESSON 5

Small Group Warm-Up

- no supplies are needed

Large Group

- “The Rolling Bowling Ball” carnival or a small bowling ball set
- Gordy with a large “magic” cross around his neck
- religious statues, pictures, or jewelry
- model of the ark of God
- golden rats
- golden tumors

Small Group Application

- 8 ½ x 11-inch paper for everyone in the group
- scissors
- pencils
- markers or crayon

LESSON 6

Small Group Warm-Up

- oranges cut into fourths or eighths (with peel remaining), two slices per child (Small oranges with thin, tough skins work best.)
- plastic knife with a serrated edge for each child

Large Group

- Gordy with a mystical outfit and a turban around his head
- deck of playing cards
- Samuel costume with beard and walking cane
- Saul costume (*optional*)
- person offstage to read the part of God

Small Group Application

- orange for each group
- hand wipes

LESSON 7

Small Group Warm-Up

- ice cubes

Large Group

- bowl with a six to eight inch diameter
- thin napkin or tissue (not a paper towel)
- tape or rubber band to attach napkin to bowl
- ice cube
- straw

- Gordy
- crown
- “spears” or “swords” (brooms with trash can lids can work)
- Philistines soldier costumes

Small Group Application

- poster board
- marker
- paint ice cube marker for each group (To make a marker, freeze a Popsicle stick in a small container or ice cube tray that contains BioColor paint (www.DiscountSchoolSupply.com). A drop of dish soap may be added to the tempera paint so that it will wash out if accidentally spilled on clothing or carpet.)

LESSON 8

Small Group Warm-Up

- 8 ½ x 11 inch sheets of paper for each child
- tape

Large Group

- Gordy in a fortuneteller costume
- “The Original King of Hearts” trick available through www.gospelmagic.com
- period costume for a 60-year-old Samuel

Small Group Application

- red sheets of paper
- scissors
- pens and pencils
- masking tape

LESSON 9

Small Group Warm-Up

- lion picture template
- rubber bands

Large Group

- Gordy
- rubber bands and paper for “missiles” (see small group application)
- ping pong ball placed approximately ten feet from the floor on the wall or on a poster board with a drawing of Goliath’s face
- red dot sticker
- ladder
- Bible
- actor dressed as Goliath with armor fashioned from cardboard
- slingshot made of two sections of three-foot rope tied to a pouch

Small Group Application

- rubber bands
- poster board
- half sheets of paper
- markers or crayons

LESSON 10

Small Group Warm-Up

- spoon for each child
- deck of cards for each group

Large Group

- Gordy
- five two-liter bottles with quiz card attached to each (see template)
- five packages of green War Heads candies
- Nerf gun or ball for throwing at bottles

Small Group Application

- deck of cards for each group

LESSON 11

Small Group Warm-Up

- five foot length of butcher block paper or newspapers taped together
- markers

Large Group

- Gordy
- Nerf arrows or something that resembles a bow and arrow
- targets will be five 8 ½ x 11 inch sheets of paper that are taped to something that lets them stand up on their side (This could even be another 8 ½ x 11 inch sheet of cardstock taped to the top edge of the paper.) On the back of these freestanding targets needs to be the words that are the lesson point for the day: "LOVING," "OTHERS," "AS YOU," "LOVE," and "YOURSELF."
- three rolls of LifeSavers
- Jonathan's servant's costume: a simple tunic and three arrows

Small Group Application

- I can be a better friend by..." arrows
- red marker
- pencils
- outlined figure from Small Group Warm-Up

LESSON 12

Small Group Warm-Up

- two tissues for each group
- rubber band for each group

Large Group

- Gordy dressed in a "fortune-teller costume"
- Magic 8 Ball (*optional*)
- game box marked "Ouija board" (*optional*)
- red marker
- God's Ghostbuster costume (An idea would include a decorated backpack with a vacuum hose coming out of it and a cross taped to the end. Across the chest of God's Ghostbuster should be the word "faith.")

Small Group Application

- copy of “What Do You See?” template
- pens or pencils

LESSON 13

Small Group Warm-Up

- bag of M&Ms for each group
- one large candy bar for each group

Large Group

- Gordy
- skateboard
- black costume, white gloves, and white face paint for the mime
- chair

Small Group Application

- copies of Psalms 23, 103, and 31 (see lesson – pages 7-9) – these can be run with the actual psalm on the front and the “How You Would Say It” version on the back so that each child receives a half sheet
- pens and pencils

LESSON 14

Small Group Warm-Up

- inflated heart-shaped balloon or regular balloon with a heart drawn on it
- large (four to six inches) rubber band
- six, four-inch long pieces of yarn or string
- paper marked “Acts 13:22” on the front and, “God removed Saul and made David their king. God spoke favorably about David. He said ‘I have found that David, son of Jesse, *is a man after my own heart.* He will do everything I want him to do,’” on the back.

Large Group

- board or piece of cardboard with various balloons taped to it. At the center of these balloons should be a heart-shaped balloon. (Option: instead of a heart shaped balloon, use a red balloon with heart drawn on it. The rest of the balloons should be a different color.)
- darts
- Gordy
- two candy bars

Small Group Application

- one foot strips of crepe paper (in various colors)
- flour paste mixture
- heart-shaped balloon for each group
- review questions for each group

Safety and Security: Safety and security procedures are important for each church to carefully define and implement according to their unique needs. The security, safety, illness and accident procedures described in this curriculum are provided for example purposes only and may not be appropriate, applicable or adequate for every situation. Each church is responsible for determining whether any security, safety, illness and accident procedures contained in the curriculum are appropriate, applicable or adequate for its unique situation. The activities described in this curriculum require adult supervision and may not be suitable for each child and each situation. Each church is responsible for ensuring that adequate adult supervision is provided for all activities and for determining whether an activity is appropriate for each child and each situation. Kids Kount Publishing disclaims all liability for the implementation of any procedures or the performance of any activities described in this curriculum.

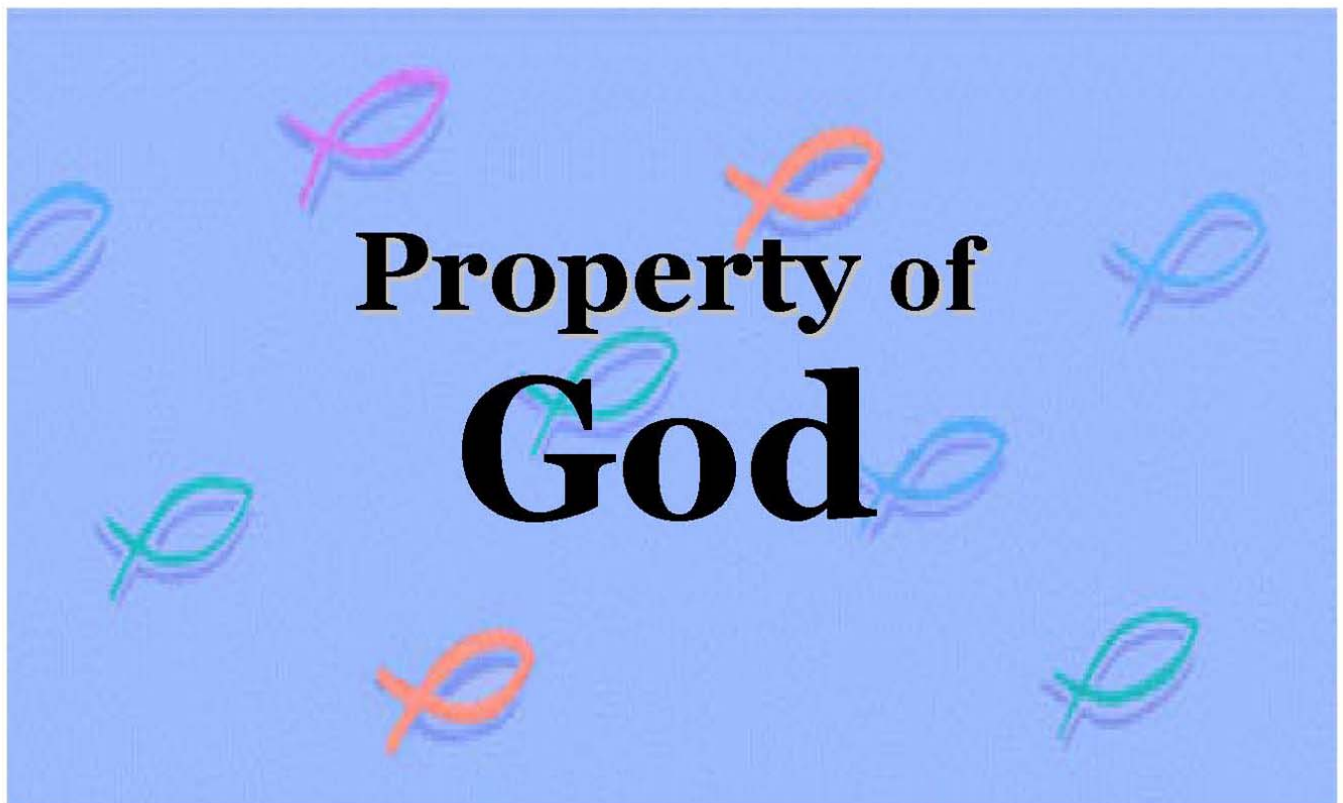
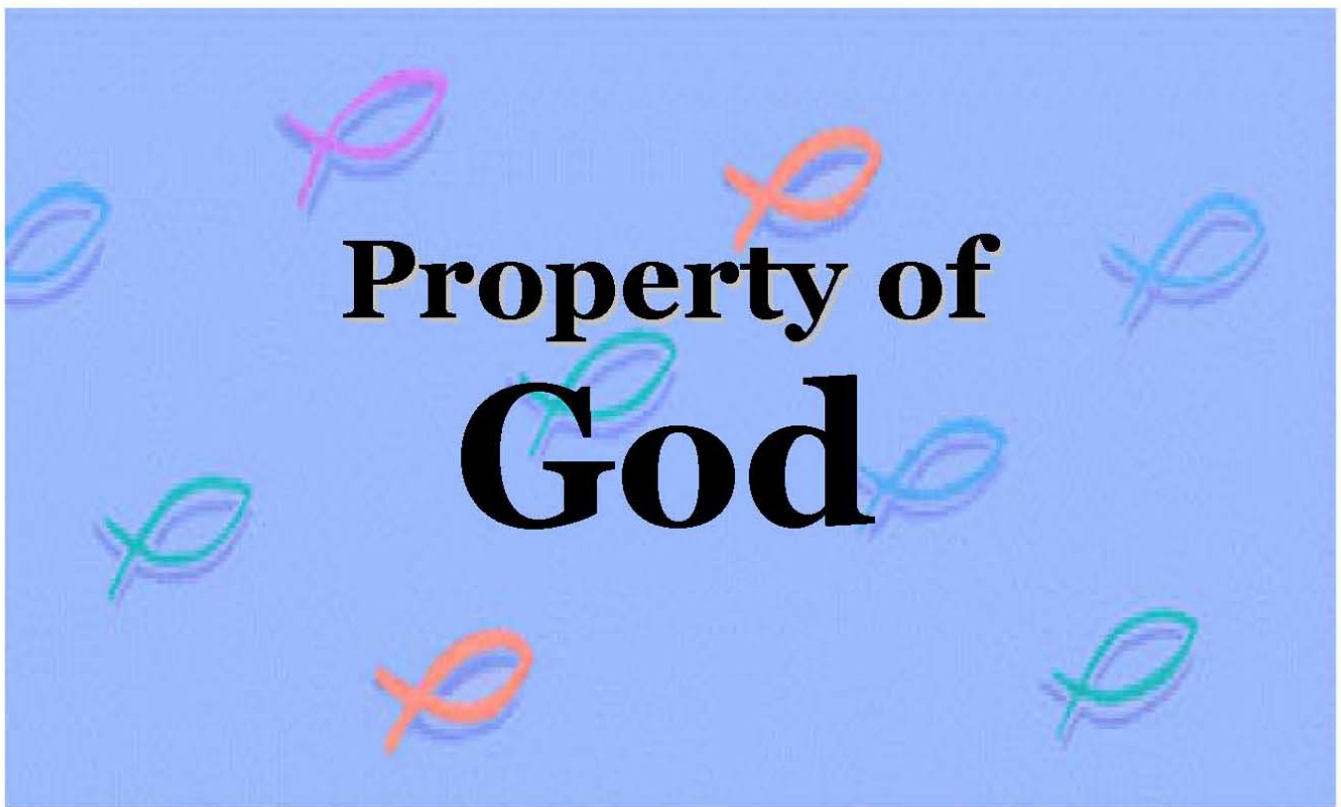
Samuel: Leader


Property
of
God

My name is _____

And I belong to

_____.





CHALLENGE:

Can you read the Bible three times a week and have a quiet time for 12 weeks?

You might want to do these for family devotions or with a parent.

Each week your parents will put a checkmark in the last column after you have read all of the Bible events.

You also get two free checkmarks for weeks you might miss.

Week	Old Testament	Book of John	New Testament	I Did It! <small>(Please put a checkmark here.)</small>
1	1 Samuel 2:22-3:18	1:1-18	Romans 5:1-11	
2	1 Samuel 7:15-8:22	2:1-11	Romans 8:28-39	
3	1 Samuel 9:1-10:16	3:1-21	Romans 12:1-8	
4	1 Samuel 14:47-15:35	4:1-26	1 Corinthians 12:12-31	
5	1 Samuel 16:1-13	5:1-15	1 Corinthians 13:1-13	
6	1 Samuel 17:1-54	6:1-14	Galatians 3:26-4:7	
7	1 Samuel 17:55-18:30	10:1-21	Ephesians 6:10-20	
8	1 Samuel 19 and 20	15:1-17	Philippians 4:4-13	
9	1 Samuel 23 and 24	18:1-18	Colossians 12-25	
10	1 Samuel 28	19:17-37	1 Thessalonians 4:13-5:11	
11	Psalms 23	20:1-18	Hebrews 11:1-6	
12	Psalms 100	20:19-30	Revelation 22:1-9	

(fold)



(fold)

Quiz Cards for the Carnival Game

These cards are to be cut out and taped to back of the two-liter bottles.

#1

Because David had defeated Goliath, Saul made him captain of the army. David was very loyal to Saul and he soon became a favorite of the people and all the soldiers.

When Saul heard the women singing in the streets, “Saul has killed his thousands, but David has killed ten thousands,” he burned with jealousy. Saul was afraid David would take his kingdom away from him. He became so jealous on three separate occasions, he was overwhelmed. Saul threw something at David while David was playing music. What did he throw?

- a. A shoe.
- b. A spit wad.
- c. A spear.

#2

Saul was afraid he would lose his kingdom. Instead of making David king of the whole army, he made David captain of just 1,000 men. David was still faithful to Saul. David was humble and served God in what he did.

Saul decided to let David marry his younger daughter, Michal, because she was in love with David. In those days when you married someone, you had to pay money to the bride’s father. Instead of money, Saul asked David to kill 100 Philistines as payment for the bride. Saul asked for this because he thought David would be killed trying.

When he heard about this, David

- a. decided he didn’t want to be married after all.
- b. asked Saul if he had any other daughters that weren’t so expensive.
- c. killed 200 instead of 100 because the Lord was with him.

#3

One time when Saul was so consumed with jealousy over David, he sent soldiers into David's house to find and kill him. David's wife, Michal, found out about the plan. While the soldiers were coming up to his room, Michal helped David escape by

- a. fighting all the soldiers herself.
- b. giving the soldiers a whole case of War Heads if they wouldn't kill him.
- c. lowering David out the window and stuffing something under his blanket to make it look like he was in bed.

#4

When David was running from Saul, he went to a priest in the town that was keeping the tabernacle. He asked the priest to give him some bread. The priest took bread from the tabernacle and gave it to David. The priest also gave David Goliath's sword. David dedicated the sword to the Lord and left it there.

The priest did not know David was running away from Saul. When Saul found out the priest had helped David, Saul ordered the death of that priest and all the other priests and their families. When Saul gave this order to the soldiers, they feared the Lord more than they feared Saul. They refused to kill the priests. Saul found someone else to do it. Who did he find?

- a. Darth Vader
- b. The Joker
- c. A dishonorable man named Doeg who had seen David visit the priest.

#5

Traveling with his army, Saul searched the wilderness for David. Little did he know David and his men were hiding in a cave. Tired from the march, Saul went into the cave to rest and soon fell asleep. David's soldiers wanted to kill Saul, but David said no. "We are not to touch him because he has been anointed by God." David knew God would take care of dealing with Saul and God would protect David. David cut a piece from Saul's robe.



When Saul awoke and walked out to join his men, David followed him. David said, "Saul, you are still my lord and king. Look, I could have killed you. I have a piece of your robe that I cut off. You know I would not harm you and yet you try to take my life. May the Lord judge who is right." When Saul heard this, what was his reaction?

- a. He yelled at David for ruining a good robe.
- b. He ran back into the cave for his pillow.
- c. He cried because he saw the good David had done to him as compared to the evil he had tried to do to David.

BONUS QUESTION

Saul still pursued David with his army. While he and his watchmen were sleeping at night, David and his men snuck into their camp. They stole something of Saul's to prove that again they could have killed him. What did they steal?

- a. His Game Boy
- b. His teddy bear
- c. His jar of water and spear.



LOVING

OTHERS

AS YOU

LOVE

YOURSELF



“What Do You See?”

