



SUPPLY LIST

Summer - Year 2

Lessons 1 - 14

Kids Kount Publishing recommends using a wide variety of resources with our lessons. This supply list is a guide. Our curriculum is meant to be adaptable, and this includes your selection of supplies. Feel free to substitute videos and crafts similar to the ones suggested. Check for items you may have on hand and adapt as needed. You may be able to use videos from your city library, video rental store, and members of your congregation or other churches.

If you are comfortable ordering over the Internet, sources are available for new and used videos and supplies at various prices.

Your ideas are a major resource in making this curriculum work for your children's ministry. You can help others by emailing your suggestions to info@kidskountpublishing.com.

Lesson 1

Warm-Up:

- your choice of toys

Large Group Opening:

- songs of your choice
- Bubba puppet
- children's picture Bible

Small Group Application:

Activity 1: Bible Event

- children's picture Bible
- blue plastic tablecloth or option of masking tape to make a line
- 12 crumpled up pieces of paper

Activity 2: Snack

- napkins
- cups of water
- round cereal

Activity 3: Craft

- Copies of Appendix A, one per six children, on regular paper
- 24" pieces of yarn, one per child
- tape
- dyed rigatoni or mostaccioli, 12 per child (Option, omit dye)

Kingdom Quest Year 2 - Supply List - 1

Activity 4: Games

Learning Game

- none

Movement Game

- 12 “rocks” made from crumpled up paper
- bucket big enough to hold 12 rocks
- masking tape
- hula hoop

Large Group Wrap-Up:

- your choice of music

Lesson 2

Warm-Up:

- toys of your choice

Large Group Opening:

- songs of your choice
- Judy puppet
- small ball

Small Group Application:

Activity 1: Bible Event

- children’s picture Bible

Activity 2: Snack

- napkins
- cups of water
- square crackers
- squirt cheese or cut hearts from sliced cheese

Activity 3: Craft

- copies of Appendix A –you may want to fold into a booklet before class
- glue and glue sticks
- pieces to decorate (buttons, small pieces of material, canceled postage stamps, stickers, etc.)
- crayons or markers

Activity 4: Games

Learning Game

- none

Movement Game

- option items: hula hoop, balls, rope, small stuffed animals, obstacle course

Large Group Wrap-Up:

- songs of your choice

Lesson 3

Warm-Up:

- your choice of toys

Large Group Opening:

- songs of your choice
- Bubba puppet with a rolled up piece of paper in shape of megaphone taped to his hand
- Children's picture Bible

Small Group Application:

Activity 1: Bible Event

- children's picture Bible

Activity 2: Snack

- napkins
- cups of water
- Bugels

Activity 3: Craft

- Cardboard tube, 1 for each child
- Dried rice
- Muffin cup liners (option: 5"square of paper)
- Sticker that says "Praise God"
- Curling ribbon
- Crayons
- tape

Activity 4: Games

Learning Game

- none

Movement Game

- hula hoop
- Optional: beach ball and/or beanbags

Large Group Wrap-Up:

- songs of your choice

Lesson 4

Warm-Up:

- toys of your choice

Large Group Opening:

- songs of your choice
- Judy puppet with pink pony in a bag
- children's picture Bible

Small Group Application:

Activity 1: Bible Event

- children's picture Bible

Activity 2: Snack

- napkins
- cups of water

- Bugles

Activity 3: Craft

- One piece of 8-1/2 x 11 paper for each child
- Copy of Appendix A, one per child
- Tape
- cut-up pieces of aluminum foil
- glue sticks

Activity 4: Games

Learning Game

- none

Movement Game

- 2 beanbags
- 8 foot rope

Large Group Wrap-Up:

- songs of your choice

Lesson 5

Warm-Up:

- toys of your choice

Large Group Opening:

- songs of your choice
- Bubba puppet and elephant
- children's picture Bible

Small Group Application:

Activity 1: Bible Event

- children's picture Bible

Activity 2: Snack

- napkins
- cups of water
- fruit, canned or fresh (will need spoons and cups if using canned fruit)

Activity 3: Craft

- paper plate, one per child
- wiggly eyes, 2 per child
- black and yellow construction paper
- glue
- yellow and brown crayons
- scissors for teachers
- sticker that says "God helped Samson against the lion. God helps us."
(Option: write it)

Activity 4: Games

Learning Game

- none

Movement Game

- none

Large Group Wrap-Up:

- songs of your choice

Lesson 6

Warm-Up:

- toys of your choice

Large Group Opening:

- songs of your choice
- Judy puppet
- Small firefighter hat or picture of one
- children's picture Bible

Small Group Application:

Activity 1: Bible Event

- children's picture Bible

Activity 2: Snack

- napkins
- cups of water
- Frosted Mini Wheats

Activity 3: Craft

- copies of Appendix A, 1 per 3 children
- tape
- scissors for teacher
- glue stick
- construction paper in 2" wide strips
- cotton balls
- crayons or markers
- sticker that says "I can serve God." (option: write it)

Activity 4: Games

Learning Game

- none

Movement Game

- one hula hoop
- 8 foot rope
- three beanbags

Large Group Wrap-Up:

- songs of your choice

Lesson 7

Warm-Up:

- toys of your choice

Large Group Opening:

- songs of your choice
- Bubba puppet with a birthday party invitation taped to his hand
- *optional:* video from Beginners Bible: *The Story of David and Goliath*, Sony Wonder, 1996 (see link in lesson to order)
- children's picture Bible

Small Group Application:

Activity 1: Bible Event

- children's picture Bible

Activity 2: Snack

- napkins
- cups of water
- cereal shaped like rocks or grapes
- Optional: string licorice

Activity 3: Craft

- Paper plates, one per child
- 1" x 5" pieces of cardstock, one per child
- crayons or markers
- sticker that says "God helps me be brave." or permanent marker
- Optional: foil pieces and glue sticks

Activity 4: Games

Learning Game

- none

Movement Game

- masking tape
- three beanbags

Large Group Wrap-Up:

- songs of your choice

Lesson 8

Warm-Up:

- toys of your choice

Large Group Opening:

- songs of your choice
- Judy puppet and her pink pony
- children's picture Bible

Small Group Application:

Activity 1: Bible Event

- children's picture Bible
- optional: air freshener

Activity 2: Snack

- napkins
- cups of water
- graham crackers (or healthy snack of your choice)

Activity 3: Craft

- craft sticks
- cotton swabs
- glue and glue wash (and container)
- gold glitter
- cardstock, one sheet per child
- pen or sticker that says "Worship God"

Activity 4: Games

Learning Game

- none

Movement Game

- beach ball
- hula hoop

Large Group Wrap-Up:

- songs of your choice

Lesson 9

Warm-Up:

- toys of your choice

Large Group Opening:

- songs of your choice
- Bubba puppet and his stuffed elephant
- children's picture Bible

Small Group Application:

Activity 1: Bible Event

- children's picture Bible

Activity 2: Snack

- napkins
- cups of water
- bread and butter
- butter knife

Activity 3: Craft

- Copies of Appendix A, 1 per child
- Tape
- Scissors for teacher
- Crayons, markers or colored pencils

Activity 4: Games

Learning Game

- none

Movement Game

- one hula hoop

Large Group Wrap-Up:

- songs of your choice

Lesson 10

Warm-Up:

- toys of your choice

Large Group Opening:

- songs of your choice
- Judy puppet, marshmallow on a stick taped to her hand
- children's picture Bible

Small Group Application:

Activity 1: Bible Event

- children's picture Bible

Activity 2: Snack

- napkins
- cups of water
- saltines
- sliced yellow cheese or squirt cheese

Activity 3: Craft

- copies of Appendix A, one per child
- tape
- yellow, orange, and red crepe paper streamers (option, construction paper or tissue paper)
- brown twine
- glue
- crayons or markers

Activity 4: Games

Learning Game

- none

Movement Game

- one beanbag
- one hula hoop
- 8 foot rope

Large Group Wrap-Up:

- songs of your choice

Lesson 11

Warm-Up:

- toys of your choice

Large Group Opening:

- songs of your choice
- Bubba puppet and his elephant
- children's picture Bible

Small Group Application:

Activity 1: Bible Event

- children's picture Bible

Activity 2: Snack

- napkins
- cups of water
- graham crackers
- frosting tinted orange

Activity 3: Craft

- copies of Appendix A, one copy for two children
- Styrofoam cup
- tape

- Crayons or markers
- Orange crepe paper streamers
- Sticker that says “God is powerful” or permanent marker to write it on cup

Activity 4: Games

Learning Game

- none

Movement Game

- none

Large Group Wrap-Up:

- songs of your choice

Lesson 12

Warm-Up:

- toys of your choice

Large Group Opening:

- songs of your choice
- Judy puppet and pink pony
- children’s picture Bible

Small Group Application:

Activity 1: Bible Event

- children’s picture Bible

Activity 2: Snack

- napkins
- cups of water
- bread
- soft butter
- sugar tinted orange (option: sliced yellow cheese)
- plastic knife

Activity 3: Craft

- copies of Appendix A
- paper or Styrofoam cup
- tape
- crayons or markers

Activity 4: Games

Learning Game

- none

Movement Game

- 8 foot rope
- painter’s tape or masking tape

Large Group Wrap-Up:

- songs of your choice

Lesson 13

Warm-Up:

- toys of your choice

Large Group Opening:

- songs of your choice
- Bubba puppet and toy elephant
- children's picture Bible

Small Group Application:

Activity 1: Bible Event

- children's picture Bible

Activity 2: Snack

- napkins
- cups of water
- straight pretzels

Activity 3: Craft

- copies of Appendix A
- 7 oz. paper cups
- double stick tape
- crayons or markers
- yellow or brown yarn
- glue

Activity 4: Games

Learning Game

- none

Movement Game

- 1 beach ball
- one hula hoop
- 2 beanbags

Large Group Wrap-Up:

- songs of your choice

Lesson 14

Warm-Up:

- toys of your choice

Large Group Opening:

- songs of your choice
- Judy puppet, pink pony tied to Judy's hand
- children's picture Bible

Small Group Application:

Activity 1: Bible Event

- children's picture Bible

Activity 2: Snack

- napkins
- cups of water
- animal crackers

Activity 3: Craft

- coffee filter, two per child
- wiggle eyes, two per child
- glue
- craft stick
- tape
- crayons or markers

Activity 4: Games

Learning Game

- none

Movement Game

- 8 foot rope

Large Group Wrap-Up:

- songs of your choice

Safety and Security: Safety and security procedures are important for each church to carefully define and implement according to their unique needs. The security, safety, illness and accident procedures described in this curriculum are provided for example purposes only and may not be appropriate, applicable or adequate for every situation. Each church is responsible for determining whether any security, safety, illness and accident procedures contained in the curriculum are appropriate, applicable or adequate for its unique situation. The activities described in this curriculum require adult supervision and may not be suitable for each child and each situation. Each church is responsible for ensuring that adequate adult supervision is provided for all activities and for determining whether an activity is appropriate for each child and each situation. Kids Kount Publishing disclaims all liability for the implementation of any procedures or the performance of any activities described in this curriculum.

God is always with me.

Joshua 3:14 – 4:9

God is always with me.

Joshua 3:14 – 4:9

God is always with me.

Joshua 3:14 – 4:9

God is always with me.

Joshua 3:14 – 4:9

God is always with me.

Joshua 3:14 – 4:9

God is always with me.

Joshua 3:14 – 4:9

GOD
IS
OUR
FATHER...

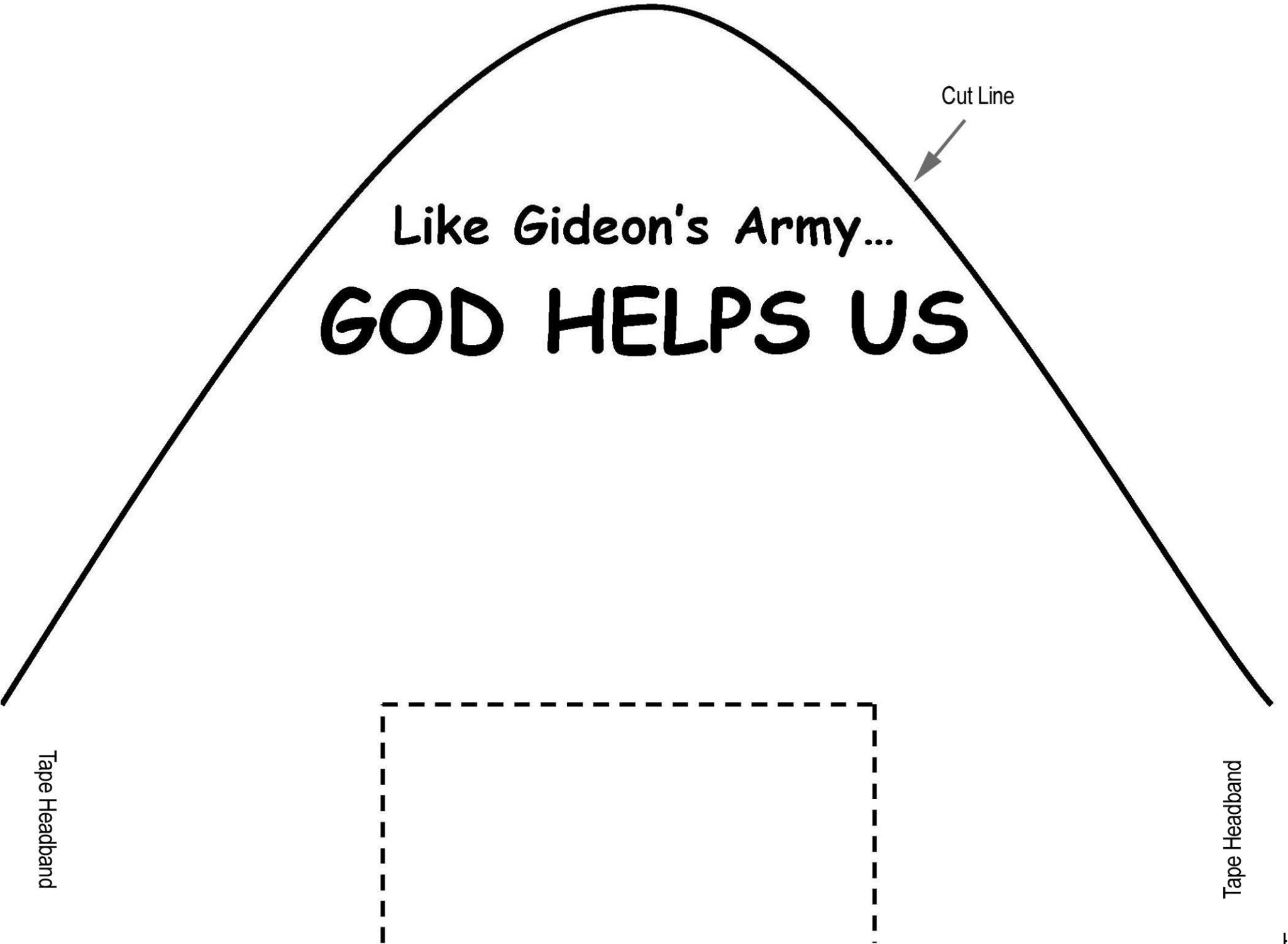
JUST LIKE YOU.

HE LOVES US.

HE LEADS US.

HE HELPS US.

HAPPY
FATHER'S
DAY!



Cut Line

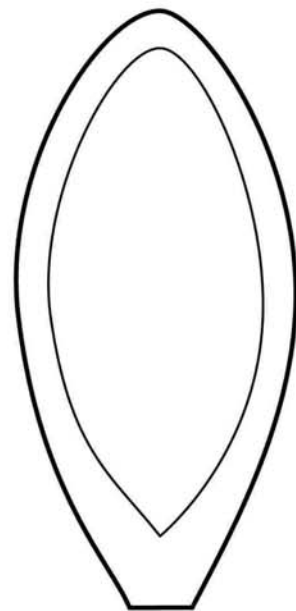
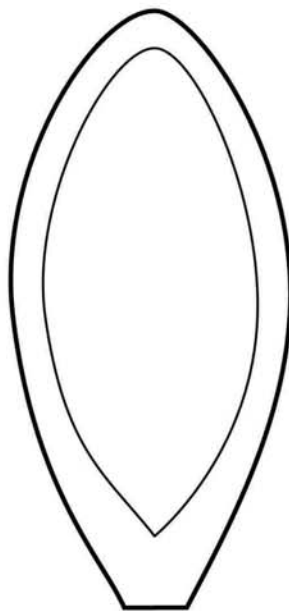
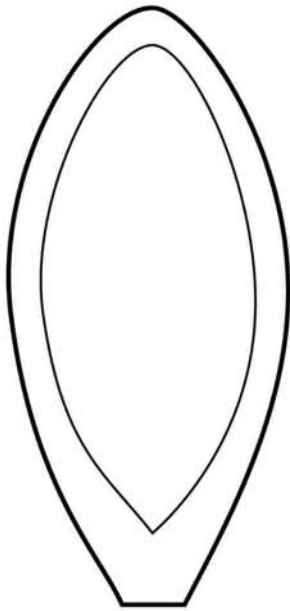
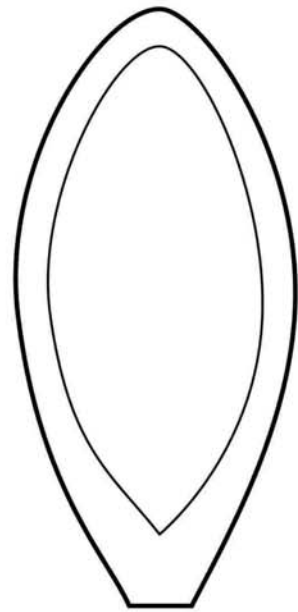
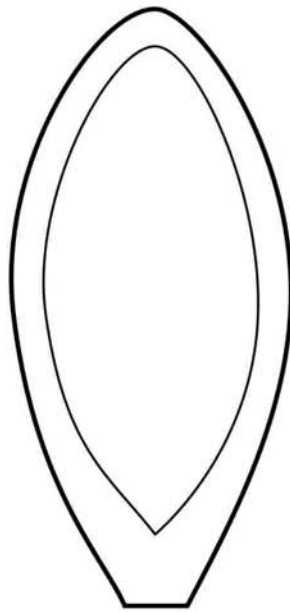
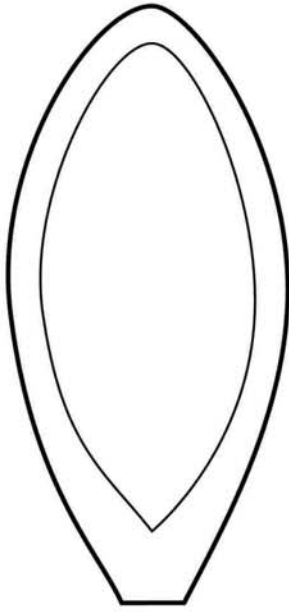
Like Gideon's Army...

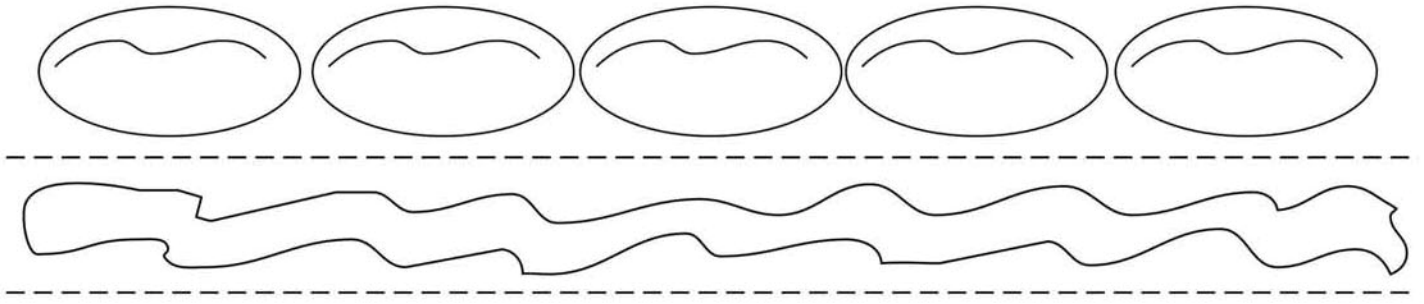
GOD HELPS US

Tape Headband


Tape Headband

Lesson 6





Trust God



**Elijah helps the woman. Her flour and oil do not run out!
1 Kings 17**

Elijah's Fiery Showdown (1 Kings 18)

Trust God







Pray to God
Daniel was thrown in the
lions den because
he prayed to God



Pray to God
Daniel was thrown in the
lions den because
he prayed to God



Pray to God
Daniel was thrown in the
lions den because
he prayed to God



Pray to God
Daniel was thrown in the
lions den because
he prayed to God