



SUPPLY LIST

Winter - Year 1

Lessons 28-48

Kids Kount Publishing recommends using a wide variety of resources with our lessons. This supply list is a guide. Our curriculum is meant to be adaptable, and this includes your selection of supplies. Feel free to substitute videos and crafts similar to the ones suggested. Check for items you may have on hand and adapt as needed. You may be able to use videos from your city library, video rental store, members of your congregation or other churches.

If you are comfortable ordering over the Internet, new and used sources are available for videos and supplies at various prices.

Your ideas are a major resource in making this curriculum work for your children's ministry. You can help others by emailing your suggestions to info@kidskountpublishing.com.

Each lesson has a “God Talk At Home” sheet, one per child (We suggest you copy the coloring sheet on the back of the God Talk At Home.)

Lesson 28

Large Group Opening:

Puppet Presentation:

- Judy puppet
- Christmas Toy catalog or flyer
- Bible
- Video: *The Story of the Nativity*—order from order from www.amazon.com
- TV and VCR
- Mary costume (robe and head covering)

Small Group Application:

Activity 1: Craft (Angel picture)

- one copy of Appendix A per child
- glue
- markers
- glitter

Option: To make craft into a Christmas Program Invitation, Copy of Appendix B, scissors, colored dot and bow for each child

Activity 2: Snack

- Christmas cookies, hidden in a gift bag or wrapped box
- napkins
- cups
- water or juice

Kingdom Quest Year 1 - Supply List - 1

Activity 3: Game

- one chair for each child or an “X” on floor in a circle, made from masking tape
- lunch bag
- strips of paper
- pen
- rhythm instrument (bells, tambourine, sticks, etc.) or music tape and player
- one piece of candy for each child

Large Group Wrap-Up:

- Albie puppet
- sample materials from small group activities

Lesson 29

Large Group Opening:

Puppet Presentation:

- Bubba puppet
- Optional: video: *The Animated Stories from the New Testament: John the Baptist* (Nest Family Entertainment, 1991)—available from www.nestfamily.com .
- Mary costume: robe and head covering

Small Group Application:

Activity 1: Craft

- one small sized paper plate per child
- 1 x 9-inch strips of construction paper, two for each child
- tape
- crayons or markers
- paper punch
- rubber bands, one for each child

Activity 2: Snack

- cups, napkins, water or juice
- popped popcorn

Activity 3: Game

- copy of Appendix A, one for each child
- Optional: crayons or markers

Large Group Wrap-Up:

- Albie puppet
- sample materials from small group activities

Lesson 30

Large Group Opening:

Puppet Presentation:

- Judy puppet, with small wrapped gift
- Bible
- video: *The Animated Stories from the New Testament: The King Is Born* (Nest Family Entertainment, 1987)—Available from www.nestfamily.com .
- Joseph costume

Small Group Application:

Activity 1: Craft

- Brown paper lunch bags, one per child.
- Scissors for teacher
- yellow crinkle paper or strips of yellow construction paper crumpled
- one toilet paper tube for each child
- one tissue for each child
- glue
- markers
- one bow for each child or tape
- Items to decorate the outside of the bag. Choose from markers, glitter glue,
- Christmas stickers, or your own ideas
- One printed label for each child that reads “Jesus is our Savior...Jesus was born for me.” Option for label: write words on each sack

Activity 2: Snack

- one Christmas snack cake for each child
- one stick pretzel for each child
- small container of red frosting
- napkins
- cups
- juice or water

Activity 3: Game

- index cards, numbered 1 through 5. If you have a larger program, you may want to make several different sets of clue cards and have more than one treasure hunt going on at a time.
- tape
- box wrapped in plain brown paper containing a toilet tube baby Jesus from craft. The lid of the box should be wrapped separately from the box.
- tape

Large Group Wrap-Up:

- Albie puppet
- sample materials from small group activities

Lesson 31

Large Group Opening:

Puppet Presentation:

- Bubba puppet
- Bible

Bible Event:

- video: The Animated Stories from the New Testament: *The King Is Born* (Nest Family Entertainment, 1987)—Available from www.nestfamily.com
- shepherd costume with a walking cane

Small Group Application:

Activity 1: Craft

- Appendix copied on card stock, one per child.
- 24” piece of yarn, one per child.

- stapler or tape
- crayons or markers
- stickers optional
- paper punch
- business card sized invitations to your Christmas services, 6 per child

Activity 2: Snack

- napkins, cups, water or juice
- half graham cracker per child
- one vanilla wafer per child
- white frosting
- one raisin per child
- two cinnamon candies per child
- craft sticks for spreading frosting
- white frosting
- spoon for teacher

Activity 3: Game

- two 8 foot lengths of yarn or string or fishing line
- 2 candy canes Option: one per child

Large Group Wrap-Up:

- Albie puppet
- sample materials from small group activities

Lesson 32

Large Group Opening:

Puppet Presentation:

- Judy puppet
- Bible

Bible Event:

- video: Animated Story—*The King is Born*, Available from www.nestfamily.com
- wise man costume: ornate robe and headpiece, treasure box filled with play money or gold foil
- small amount of burning incense lit at the beginning and left offstage (option: air freshener & fan)
- two teaspoons of cinnamon on a fancy plate (myrrh)

Small Group Application:

Activity 1: Craft

- Copies of Appendix A (on card stock) one per child
- yellow crayons or markers
- glue
- sequins or jewels
- magnetic tape, 2" piece for each child

Activity 2: Snack

- napkins, cups, water or juice
- one piece of bread per child
- heart cookie cutter
- butter

- shaker jar of cinnamon/sugar mix (½ cup sugar, one teaspoon cinnamon)
- plastic knife or craft stick

Activity 3: Game

- masking tape
- plastic traffic cones or large plastic cups
- adult chair
- hula-hoop
- any obstacle course items in stock
- star from craft

Large Group Wrap-Up:

- Albie Puppet
- sample materials from small group activities

Lesson 33

Large Group Opening:

Puppet Presentation:

- Bubba puppet
- Bible

Bible Event:

- Bible
- headpieces for four children
- treasure box with gold coins
- microphone (if you don't need a real one, cover an empty paper towel tube with foil)
- boat (sheet on floor or large box)

Small Group Application:

Activity 1: Craft

- Appendix A, one copy for each child (regular paper)
- two craft sticks per child
- tape
- markers
- crayons
- option: scraps of material and glue for clothes

Activity 2: Snack

- One-quarter of a banana for each child (Cut a banana across the width and once down the length.)
- plastic knife
- napkins, cups, water or juice
- Option for bananas: mandarin oranges
- gold fish crackers

Activity 3: Game

- no supplies needed

Large Group Wrap-Up:

- Albie puppet
- sample materials from small group activities

Lesson 34

Large Group Opening:

Puppet Presentation:

- Bubba puppet
- small binoculars (two toilet paper tubes hot glued together)

Bible Event:

- fake potted tree
- stepladder
- male Bible character puppet or actor

Small Group Application:

Activity 1: Craft

- one photocopied sheet per child, cut into four small pages and stapled to make a book
- glue or tape
- one gold coin (*alternatives*: several yellow dot stickers or a yellow construction paper circle)
- about ten dot stickers per child
- ink pens or markers
- Bible character stickers (*optional*)
- crayons
- half sheet of construction paper folded and stapled to book for cover

Activity 2: Snack

- bowls of items to make trail mix such as pretzel sticks, cereal, marshmallows, sunflower seeds
- two paper cups per child
- plastic spoons
- water or juice

Activity 3: Game

- masking tape
- bowl with an ingredient from snack

Large Group Wrap-Up:

- Albie puppet
- sample materials from small group activities

Lesson 35

Large Group Opening:

Puppet Presentation:

- Bubba puppet
- Bible

Bible Event:

- well: draw squares on butcher paper and tape around a clean trash can
- bucket
- ladle
- Imagination Box that contains:
 - Bible
 - costume for boy and girl actors

Small Group Application:

Activity 1: Craft

- Appendix A copied on card stock, 1 per 4 children (option: trace cross on craft foam)
- paper hole punch
- 24" of yarn or string for each child
- tape
- Your choice of beads or pasta with hole to string onto neck ware, 4-6 per child.

Activity 2: Snack

- one slice of bread or tortilla per child
- heart-shaped cookie cutters
- jam or jelly
- plastic knives or craft sticks
- napkins, cups, water or juice

Activity 3: Game

- no supplies needed

Large Group Wrap-Up:

- Albie puppet
- sample projects from small group time

Lesson 36

Large Group Opening:

Puppet Presentation:

- Bubba puppet
- Bible

Bible Event:

- Bible
- adult (male or female) with badge on shirt (foil covered shield shape)
- masking tape or painters tape (Option: police tape)
- Optional: chair on each side of stage

Small Group Application:

Activity 1: Craft

- Copies of Appendix A, one for two children
- Copies of Appendix B, two for each child
- tape
- crayons or markers
- scissors for teacher

Activity 2: Snack

- napkins, cups, water or juice
- straight pretzels
- raisins
- marshmallows
- apple slices or mandarin oranges

Activity 3: Game

- none

Large Group Wrap-Up:

- Albie puppet
- sample activities from today's lesson

Lesson 37

Large Group Opening:

Puppet Presentation:

- Judy puppet holding some flowers
- Bible

Bible Event:

- Imagination Box that includes:
 - Bible
 - one 24" crepe paper streamer for each child
 - headpieces for Jesus, Mary, and one servant
 - clear pitcher with red powdered fruit drink in bottom
 - white headpieces for bride and groom
- pitcher half filled with water
- Optional: party popper

Small Group Application:

Activity 1: Craft

- Appendix A, 1 per child on card stock
- water paints
- small paintbrush per child
- white crayon
- cups with water for rinsing brush

Activity 2: Snack

- napkins, cups and water
- pre-sweetened fruit drink powder
- small measuring spoon
- stir sticks or spoons for each child
- party treats of your choice (cake, ice cream, muffins, popcorn, etc.) and utensils needed to eat

Activity 3: Game

- two ping-pong balls
- sheet or tablecloth

Large Group Wrap-Up:

- Albie puppet
- sample materials from small group activities

Lesson 38

Large Group Opening:

Puppet Presentation:

- Bubba puppet with a small stuffed puppy
- Bible

Bible Event:

- Imagination Box that holds:

- Bible
- 4 children headdresses
- two blankets
- one pillow

Small Group Application:

Activity 1: Craft

- Copies of Appendix A, one for every 4 children
- 30" yarn or string for each child
- markers or crayons
- hole punch
- Option: Safety scissors if children will be cutting out craft

Activity 2: Snack

- napkins, cups, water or juice
- one square of cracker per child (saltine or club crackers)
- ½ slice of cheese per child
- four straight pretzel sticks per child

Activity 3: Game

- inflated balloon (have an extra one on hand)
- one plastic spoon per child with cross drawn on bowl of spoon, using permanent marker

Large Group Wrap-Up:

- Albie puppet
- sample materials from small group activities

Lesson 39

Large Group Opening:

Puppet Presentation:

- Bubba puppet
- Bible

Bible Event:

- blue tablecloth or tarp
- sheet draped over chairs
- stage waves
(option: a ten foot roll of blue plastic tablecloth)
- pillow
- poster board or metal sheeting
- microphone or paper towel tube
- Imagination Box containing:
 - Bible with Bible Event inserted
 - Jesus costume
 - costumes for three disciples
 - spray bottle with water in it

This prop will be used in more than one lesson. To make the waves:

1. Cut to 8-foot lengths of cardboard into waves. One length should be 2 feet high. The other should be 18 inches high.
2. Paint the cardboard waves blue.
3. Attach the cardboard to an 8-foot 1x2
4. Attach a 10-foot 1x2 to the back, center, of the wave so that the ends are sticking out to form handles
5. Attach blocks of wood between the wood strips to brace the prop.

Small Group Application:

Activity 1: Craft

- 7 or 9 oz blue disposable cup, one per child (option: clear 7 or 9 oz. disposable cup and blue squares of blue tissue paper and glue)
- one craft stick per child
- tape
- crayons or markers
- Appendix A copied on card stock, 1 per 6 children

Activity 2: Snack

- napkins, cups, water or juice
- whole cinnamon graham cracker for each child

Activity 3: Game

- masking tape
- pillow

Large Group Closing:

- Albie puppet
- sample materials from small group activities

Lesson 40

Large Group Opening:

Puppet Presentation:

- Bubba puppet wearing a sling
- Bible

Bible Event:

- cross prominently displayed on the stage area
- Bible
- stand for Bible

Small Group Application:

Activity 1: Craft

- Copy of Appendix A, one per child
- cotton balls
- gauze
- Band-Aids
- heart stickers
- glue
- Option: Take Home Point printed on label

Activity 2: Snack

- napkins, cups, water or juice
- one large marshmallow per child
- Dental floss or scissors to cut marshmallow in half
- two chocolate chips per child
- two vanilla wafers per child

Activity 3: Game

- potato or bean bag
- bell

Large Group Wrap-Up:

- Albie puppet
- samples from today's small group activities

Lesson 41

Large Group Opening:

Puppet Presentation:

- Judy puppet
- necklace
- Bible

Bible Event:

- Bible
- Jesus costume for child
- red frosting and wet wipes or red dot stickers
- torn or tattered sheets for ten lepers
- optional: microphone

Small Group Application:

Activity 1: Craft

- Appendix A, 1 per child
- crayons

Activity 2: Snack

- two red apple slices per child
- knife for teacher
- craft sticks or plastic knives for children
- caramel dip or yogurt dip or cream cheese, sweetened or frosting
- five small marshmallows per child
- napkins, cups, water or juice

Activity 3: Game

- newspaper
- masking tape
- bell

Large Group Wrap-Up:

- Albie puppet
- samples from today's small group activities

Lesson 42

Large Group Opening:

Puppet Presentation:

- Bubba puppet
- small zip lock bag of popped popcorn
- Bible

Bible Event:

- Bible
- paper lunch sack containing 5 oyster crackers and 2 goldfish crackers
- 4 paper towels
- two baskets

- enough oyster and fish crackers so all children receive one each
- Optional: microphone and disciple clothing for two adults

Small Group Application:

Activity 1: Craft

- copies of Appendix A, 1 per child
- one paper cup per child
- ½ chenille wire per child
- crayons
- safety scissors
- Printed label that reads: Jesus helps us...We pray for our needs.

Activity 2: Snack

Option 1:

- fish cookie cutter
- bread (or tortilla) for each child
- jam or butter and cinnamon/sugar
- plastic knives or craft sticks
- napkins, cups, water or juice

Option 2:

- goldfish and oyster crackers
- napkins, cups, water or juice

Activity 3: Game

- bell
- bike horn
- 2 plastic rings (cut middle from a butter tub lid)
- *2 liter bottle with a sign attached that reads "Want"
- *2 liter bottle with sign attached that reads "Need"
- **Both bottles should be filled with water or sand. Lids should be hot glued on to prevent spilling.*

Large Group Wrap-Up:

- Albie puppet
- samples from today's small group activities

Lesson 43

Large Group Opening:

Puppet Presentation:

- Bubba puppet wearing a crown
- Bible

Bible Event

- Imagination Box that includes: Bible
 - Imagination Palm Branch for each child. This is made by taping together two 24"lengths of streamers
 - child-sized Jesus costume
 - several Bible character robes or pieces of fabric
- stick horse
- masking tape
- microphone, optional

- sing a Hosanna song, such as, “Shout Hosanna,” from the tape Integrity Music Just-For-Kids, King of Kings, by Integrity Music, Inc. (*optional*)

Small Group Application:

Activity 1: Craft

- 8 1/2” x 14” piece of paper for each child (legal size)
- markers
- tape
- scissors for teacher
- Take home point printed on label (JESUS IS OUR KING....Praise Jesus!) (Avery label #5160)

Activity 2:

- napkins, cups, water or juice
- half a tortilla per child, cut before class
- plastic knife or craft stick

Option 1: soft butter or margarine; cinnamon/sugar mixture in a shaker bottle; coconut tinted green

Option 2: frosting tinted green

Activity 3:

- praise sticks from Activity 1

Large Group Wrap-Up:

- Albie puppet
- samples from today’s small group activities

Lesson 44

Large Group Opening:

Puppet Presentation:

- Bubba puppet
- Bible
- small bag of popcorn
- Optional 1: pictures of: cake and ice cream, chocolate Easter bunny, candy hearts, bread and wine
- Option 2: Real Food

Bible Event:

- Bible
- butcher paper or white tablecloth
- adult-sized Jesus costume
- 12 child-sized headpieces
- 12 small paper cups and plates
- grape juice
- pita bread, tortillas
- clear, drinking goblet with grape juice in it
- bowl and washcloth

Small Group Application:

Activity 1: Craft

- copy the two Appendices and create booklets before class, one per child (See option in craft instructions)

- scissors
- stapler
- yellow raffia or yarn
- glue
- two googly eyes for each child
- crayons or markers
- *Option: cross sticker for each child*

Activity 2: Snack

- napkins and cups
- grape juice
- pita bread or tortillas

Activity 3: Game

- *Optional: music and player*

Large Group Wrap-Up:

- Albie puppet
- samples from today's small group activities

Lesson 45

Large Group Opening:

Puppet Presentation:

- Judy puppet
- simple drawing of hypodermic needle
- Bible

Bible Event:

- Bible
- two or three candles in holders
- lighter

Small Group Application:

Activity 1: Craft

- copy Appendix A, 1 per child
- markers or colored pencils
- stamp pad
- *Option: flower or plant stickers*

Activity 2: Snack

- bread, one slice per child
- jam or jelly
- plastic knives or craft sticks
- napkins, cups, water or juice

Activity 3: Game

- one oven mitt for each team (*option: adult-size mitten*)
- masking tape or painters tape

Large Group Wrap-Up:

- Albie puppet
- samples from today's small group activities

Lesson 46

Large Group Opening:

Puppet Presentation:

- Bubba puppet with a baseball cap
- Bible

Bible Event:

- adult-sized Peter costume
- person off stage to crow like a rooster

Small Group Application:

Activity 1: Craft

- Copy of Appendix, one per child on card stock
- crayons or markers
- small colored feathers (available in craft stores or at www.orientaltrading.com)
- glue

Activity 2: Snack

- chicken-flavored crackers such as “Chicken in a Biscuit”
- napkins
- cups
- water or juice

Activity 3: Game

- small container with lid
- raisins or small candies (one per child)

Large Group Wrap-Up:

- Albie puppet
- samples from today’s small group activities

Lesson 47

Large Group Opening:

Puppet Presentation:

- Judy puppet holding a tissue
- Bible

Bible Event:

- chair for presenter
- overhead image of Calvary scene (three crosses on a hill) Option: cross shadow on wall
- male with microphone backstage with:
 - hammer
 - piece of wood
 - piece of material to be torn
 - metal sheeting or poster board to make thunder
- Mystery Box containing:
 - palm branch
 - goblet
 - flat bread
 - plant
 - rooster picture from last week's craft

Small Group Application:

Activity 1: Craft

- 1 cross per child on dark card stock (use Appendix A as a template)
- Printed label with words: Jesus died and rose for me.
- squares of brightly colored tissue paper
- glue

Activity 2: Snack

- napkins, cups, water or juice
- three graham cracker rectangles per child
- plastic knives or craft sticks
- small amount of chocolate pudding or frosting for each child
- multicolored sprinkles
- hand wipes

Activity 3: Game

- Option 1: masking tape
- Option 2: 8-foot 2" x 4" board and two 3 foot 2" x 4" boards

Large Group Wrap-Up:

- Albie puppet
- samples from today's small group activities

Lesson 48

Large Group Opening:

Puppet Presentation:

- Bubba puppet
- filled Easter basket

Bible Event:

- television and VCR
- video: *Bed Bug Bible Gang Easter Party* (Morning Light Media, 2000)—order from www.visionvideo.com

Small Group Application:

Activity 1: Craft

- one coffee filter per child
- one pipe cleaner per child
- markers
- spray bottle (with fine mist) filled with water

Activity 2: Snack

- slice of bread or a tortilla for each child
- half a plastic Easter egg or round cookie cutter
- soft butter
- cinnamon and sugar mix
- plastic knife
- two or three plastic spoons
- napkins
- cups
- water or juice

Activity 3: Game

- empty plastic Easter egg taped shut
- two plastic spoons

Large Group Wrap-Up:

- Albie puppet
- samples from today's small group activities

Safety and Security: Safety and security procedures are important for each church to carefully define and implement according to their unique needs. The security, safety, illness and accident procedures described in this curriculum are provided for example purposes only and may not be appropriate, applicable or adequate for every situation. Each church is responsible for determining whether any security, safety, illness and accident procedures contained in the curriculum are appropriate, applicable or adequate for its unique situation. The activities described in this curriculum require adult supervision and may not be suitable for each child and each situation. Each church is responsible for ensuring that adequate adult supervision is provided for all activities and for determining whether an activity is appropriate for each child and each situation. Kids Kount Publishing disclaims all liability for the implementation of any procedures or the performance of any activities described in this curriculum.



Luke 1: 26-38

angels
announce



You're
Invited!

What: _____

Where: _____

When: _____

cut ✂



Shepherd's Pouch
Tell the Good News
Jesus Is Our Savior





1.

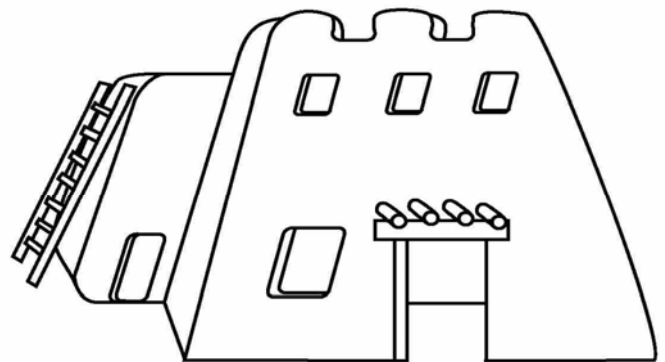

2.

Zacchaeus stole.

Jesus is coming to town.

3.

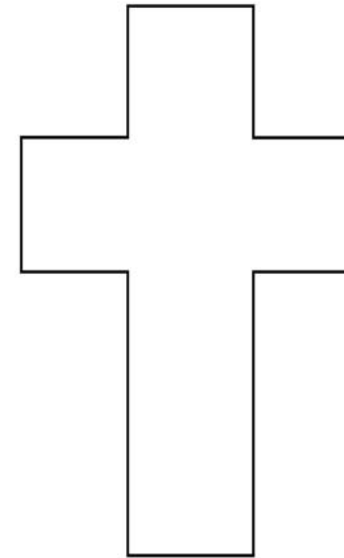
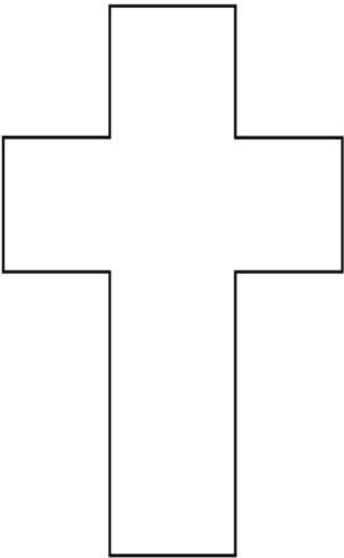
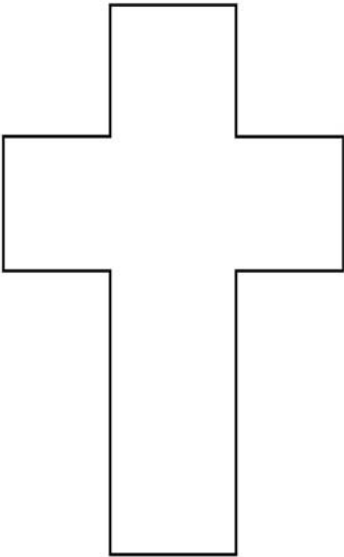
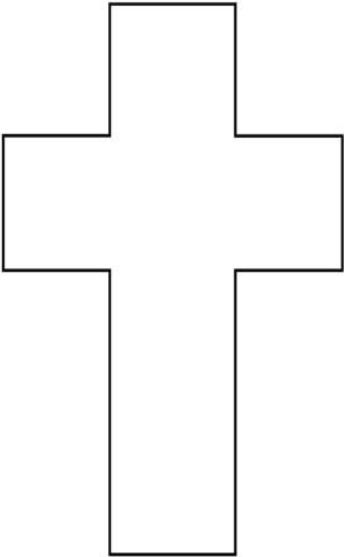
4.



*Zacchaeus climbed a tree
to see Jesus.*

*Zacchaeus took Jesus home. I can
bring Jesus home, too.*

Lesson 35—Optional craft



JESUS IS OUR FRIEND...JESUS LOVES ME.

JESUS IS OUR FRIEND...JESUS LOVES ME.

JESUS IS OUR FRIEND...JESUS LOVES ME.

JESUS IS OUR FRIEND...JESUS LOVES ME.

JESUS IS OUR FRIEND...JESUS LOVES ME.

JESUS IS OUR FRIEND...JESUS LOVES ME.

JESUS IS OUR FRIEND...JESUS LOVES ME.







JESUS IS OUR FRIEND...JESUS LOVES ME.




Jesus Loves Me

Matthew 19:13-15







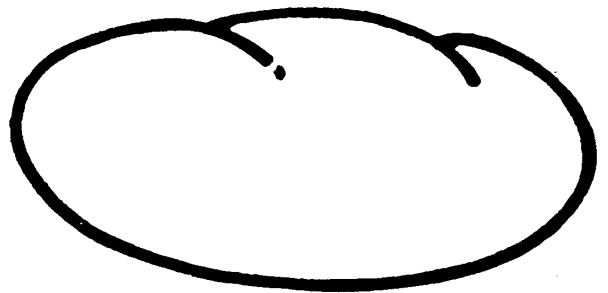






Jesus helps us...Give Jesus your hurts

Thank you,

Jesus,

for

helping us!



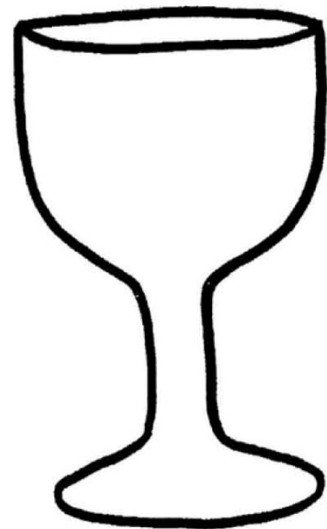
Jesus said
"Remember Me"

8

Name _____



4




5

7

Self Portrait


2



Jesus is born



Jesus died for me




Jesus heals the blind

6

3



Jesus Prays in the Garden



**Jesus Told Peter, "Before the rooster
crows, you will deny me three times."
Mark 14:66-72**

