



SUPPLY LIST

Spring - Year 1

Lessons 49-58

Kids Kount Publishing recommends using a wide variety of resources with our lessons. This supply list is a guide. Our curriculum is meant to be adaptable, and this includes your selection of supplies. Feel free to substitute videos and crafts similar to the ones suggested. Check for items you may have on hand and adapt as needed. You may be able to use videos from your city library, video rental store, and members of your congregation or other churches.

If you are comfortable ordering over the Internet, new and used sources are available for videos and supplies at various prices.

Your ideas are a major resource in making this curriculum work for your children's ministry. You can help others by emailing your suggestions to info@kidskountpublishing.com.

Each lesson has a “God Talk At Home” sheet, one per child (We suggest you copy the coloring sheet on the back of the God Talk At Home.)

Lesson 49

Large Group Opening:

Puppet Presentation:

- Bubba puppet
- small bowl
- adult-sized Peter costume
- Optional: camp fire, sticks with red Christmas lights entwined

Small Group Application:

Activity 1: Craft

- ½ piece of blue construction paper or card stock per child
- six goldfish crackers per child
- 4”x 5” piece of netting per child
- Avery label reading, “Jesus is alive and appeared to the disciples while they were fishing.”
- tape
- glue

Activity 2: Snack

- napkins, cups, water or juice
- Option one: Triscuit crackers
- squirt cheese
- goldfish crackers
- Option two: pretzels

Kingdom Quest Year 1 - Supply List - 1

Copyright 2011 Kids Kount Publishing, Omaha, NE 68137, www.kidskountpublishing.com.

Unless otherwise noted, all Scripture verses are from GOD'S WORD®. Copyright 1995 by God's Word to the Nations. Permission to photocopy Kids Church and Kingdom Quest materials granted to purchaser only for local church use.

Activity 3: Craft

- hand sanitizer
- bowl of marshmallows per team
- masking tape
- chair for each team

Large Group Wrap-up:

- optional music for the lesson
- Albie puppet
- Samples of snack and craft

Lesson 50

Large Group Opening:

Puppet Presentation:

- Judy puppet
- video, “*Animated Stories of the New Testament: He is Risen*”—produced by Nest Family Entertainment, 1997—order from www.nestfamily.com. Link to Children’s Bible Stories in the left margin. Type in “risen” in the search box and enter. Order as instructed.
- VCR and television

Small Group Application:

Activity 1: Craft

- Appendix A, one per four children, copied on card stock
- Copies of Appendix B on card stock, one per child
- scissors for shepherd
- crayons or markers
- cotton balls
- glue

Activity 2: Snack

- napkins, cups, water or juice

Option 1:

- graham crackers
- Teddy Grahams
- whipped topping
- spoon

Option 2:

- bread
- gingerbread man cookie cutter (or a person cookie cutter)

Activity 3: Game

- room divider or something to hide behind
- sheet

Large Group Wrap-up:

- optional music for the lesson
- Albie puppet
- Samples of snack and craft

Lesson 51

Large Group Opening:

- Bubba puppet
- inflated balloon
- adult female in Bible character costume
- Bible
- microphone, if needed
- chair or stool
- *Small Group Application:*

Activity 1: Craft

- one sheet of construction paper per child
- 12" of yarn per child
- paper punch
- crayons or markers
- red, yellow and orange streamers, each 12" long
- Label with take home point printed on it.
- tape

Activity 2: Snack

- napkins, cups, water or juice
- Elf cookies
- candy corn

Activity 3: Game

- ½ straw per child
- two ping pong balls or two cotton balls
- masking tape

Large Group Wrap-up:

- optional music for the lesson
- Albie puppet
- Samples of snack and craft

Lesson 52

Large Group Opening:

- Judy puppet
- *Option 1:* candle
- adult female Bible character in costume
- Bible
- microphone, if needed
- chair or stool to sit on

Small Group Application:

Activity 1: Craft

- Appendix A, 1 per child
- markers
- coffee filters
- water-filled spray bottles
- glue
- disposable table covering

Activity 2: Snack

- napkins, cups, water or juice
- rectangle crackers (club or graham)

- squat cups
- dip of choice (ranch dressing, frosting, etc.)

Activity 3: Craft

- three buckets or large bowls
- water
- cloth to protect floor
- timer
- one paper cup per child

Large Group Wrap-up:

- optional music for the lesson
- Albie puppet
- Samples of snack and craft

Lesson 53

Large Group Opening:

- Bubba puppet
- item to represent a pastor such as a clerical collar, tie, or robe
- microphone
- Bible
- small wrapped gift box
- cut out heart with cross in it
- cut out praying hands
- worship song either on CD or tape... or a worship leader playing it on a piano or a guitar
- masking tape

Small Group Application:

Activity 1: Craft

- watercolor paints, markers, crayons, and glitter glue
- Appendix copied on card stock, one per child
- pieces for application, one column per child.
- *Option.* Cut pieces and put in a bowl
- *glue or tape*

Activity 2: Snack

- make trail mix with cereal, raisins, pretzels, marshmallows, etc.
- mixing bowl and spoon
- measuring spoon or cup
- napkins
- paper cups
- water or juice

Activity 3: Game

- none

Large Group Wrap-up:

- optional music for the lesson
- Albie puppet
- Samples of snack and craft

Lesson 54

Large Group Opening:

- Bubba puppet
- flashlight
- 4 plain child size Biblical costumes plus one for a king

- bright spotlight or powerful flashlight
- microphone, if needed
- man off stage with microphone

Small Group Application:

Activity 1: Craft

- Appendix A, 1 per child
- crayons or markers
- one penny per child

Activity 2: Snack

- napkins, cups, water or juice
- two vanilla wafers per child
- one large marshmallow per child
- one chocolate chip per child

Activity 3: Game

- facial tissues
- one blindfold per two children (can be strips of cloth)
- masking tape

Large Group Wrap-up:

- optional music for the lesson
- Albie puppet
- Samples of snack and craft

Lesson 55

Large Group Opening:

Puppet Presentation:

- Bubba puppet carrying bouquet of flowers
- Bible

Bible Event:

- Copy of Appendix A, cut in half
- two women dressed in Biblical clothes
- Optional: male teen dressed in Biblical clothes

Mystery Box containing:

- baby doll wrapped in blanket
- 6-8 plain wooden blocks in bag
- small pillow
- scroll
- cloth bag (a traveling bag)

Small Group Application:

Activity 1: Craft

- construction paper
- paper muffin pan liners (any size)
- labels printed with: Happy Mother's Day! and Thank you for loving me.
- glue sticks
- crayons or markers

Activity 2: Snack

- napkins, cups, water or juice
- fancy cookies
- Optional: herbal teas in sandwich bag for gift for mothers

Activity 3: Game

- none

Large Group Wrap-up:

- optional music for the lesson
- Albie puppet
- Samples of snack and craft

Lesson 56

Puppet Presentation:

- Judy puppet
- Bible

Bible Event:

- jar with water
- woman dressed in purple Biblical clothes or piece of purple cloth

Small Group Application:

Activity 1: Craft

- Copy of Appendix A, one per child, cut apart
- extra plain paper
- stapler
- colors/markers

Optional: Scissors for kids to cut craft apart

Activity 2: Snack

- napkins, cups, water or juice
- slice of bread per child
- grape jelly
- plastic or butter knives
- heart shaped cookie cutter

Option: purple grapes

Activity 3: Game

- 5 medium sized stuffed animals

Large Group Wrap-up:

- optional music for the lesson
- Albie puppet
- Samples of snack and craft

Lesson 57

Large Group Opening:

Puppet Presentation:

- Bubba puppet
- Bible

Bible Event:

- Bible
- Biblical clothes for three children
- 2 sets of toy handcuffs or two lengths of lightweight chain
- play sword (can make from cardboard)
- poster board
- praise music and player (What a Might God We Serve” or “My God is So Big”)
- container with water

Small Group Application:

Activity 1: Craft

- Copy of Appendix A on card stock, one per child
- five 7" pieces of black yarn per child
- tape
- crayons or markers

Activity 2: Snack

- napkins, cups, water or juice
- snack with a filling, cut in half

Option: Healthy snack of: fruits, vegetables and/or nuts

Activity 3: Game

masking tape

Large Group Wrap-up:

- optional music for the lesson
- Albie puppet
- Samples of snack and craft

Lesson 58

Large Group Opening:

- Judy puppet holding a pink pony (or a stuffed animal)
- Bible

Bible Event:

- Mystery box containing:
- Bible
- Judy's pink pony (or stuffed animal)
- cross

Small Group Application:

Activity 1: Craft

- Appendix A, 1 per child. Fill in information before copying.
- crayons or markers
- stickers

Activity 2: Snack

- napkins, cups, water or juice
- mini muffins or mini cup cakes
- straight pretzels, one per child
- Option: bake the muffins with the children.

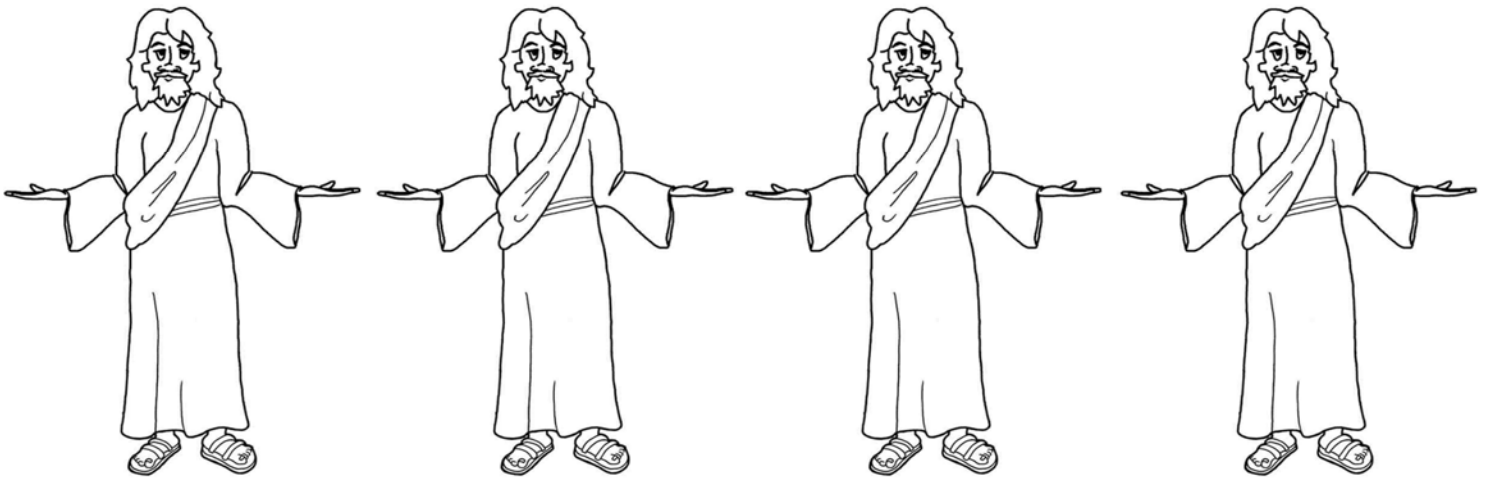
Activity 3: Game

- something to tie children's legs together. Ex. ribbons or plastic grocery sacks
- masking tape

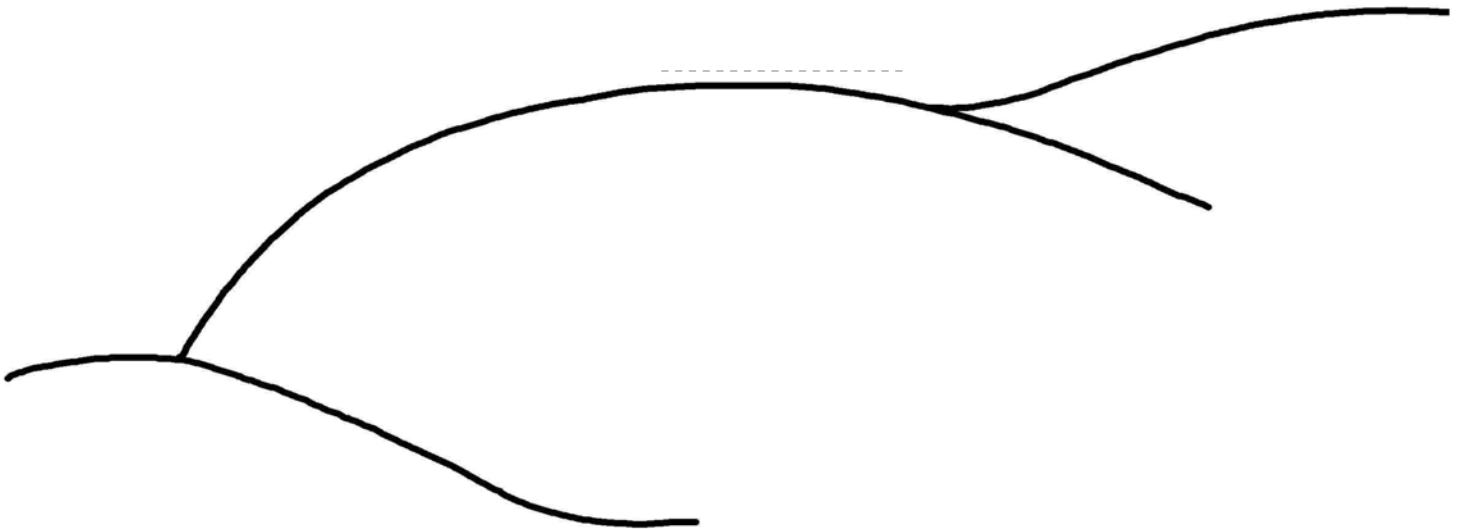

Large Group Wrap-up:

- optional music for the lesson
- Albie puppet
- Samples of snack and craft

Safety and Security: Safety and security procedures are important for each church to carefully define and implement according to their unique needs. The security, safety, illness and accident procedures described in this curriculum are provided for example purposes only and may not be appropriate, applicable or adequate for every situation. Each church is responsible for determining whether any security, safety, illness and accident procedures contained in the curriculum are appropriate, applicable or adequate for its unique situation. The activities described in this curriculum require adult supervision and may not be suitable for each child and each situation. Each church is responsible for ensuring that adequate adult supervision is provided for all activities and for determining whether an activity is appropriate for each child and each situation. Kids Kount Publishing disclaims all liability for the implementation of any procedures or the performance of any activities described in this curriculum.






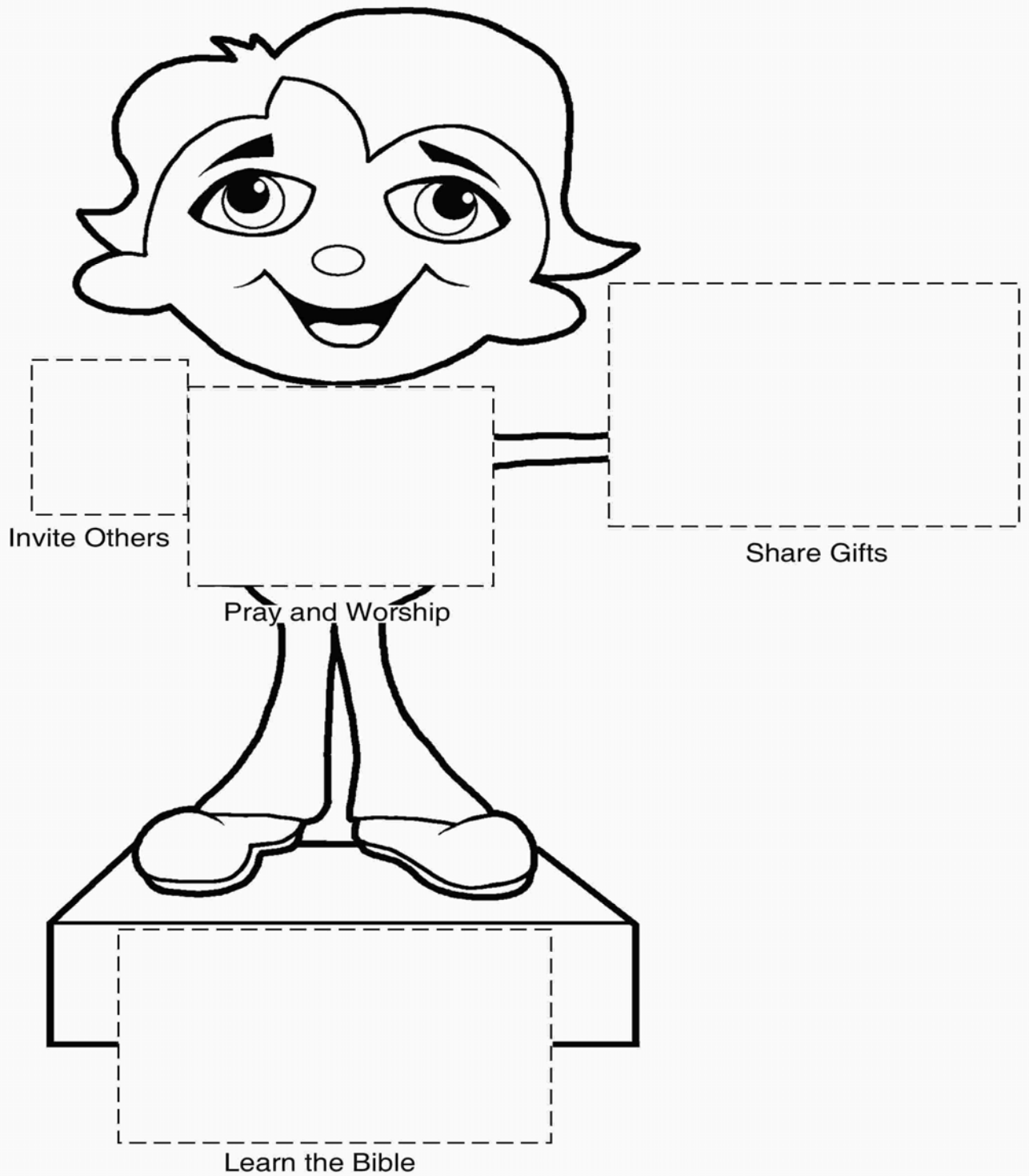
EVEN WHEN WE CAN'T SEE HIM... Jesus is with us.







What does a “Little Disciple” do?





What does a “Little Disciple” do?



Lesson 55

Strip #1

Sing “Jesus Loves Me.”

Strip #2

**Build a cross and tell Timothy about
Jesus dying on the cross.**

Strip #3

Kneel by Timothy, tuck him in, and pray with him.

Strip #4

**Pretend to be reading the Scriptures with Timothy;
“read” one or two favorite Bible passages.**

Strip #5


**Give Timothy the walking stick. Hug him and
tell him to go tell others about Jesus**

Kindness Coupons


"Be kind to each other..."

Ephesians 4:32

I'll make my bed



Pick up toys



Help in the kitchen





*Come and learn more about
God's love for you...*

Date: _____

Time: _____

Place: _____